


# प्रश्न बैंक

सत्र - 2021-22

विषय—अंग्रेजी  
कक्षा — पहली



राज्य शैक्षिक अनुसंधान और प्रशिक्षण परिषद्  
छत्तीसगढ़



# प्रकाशन वर्ष 2021

## संरक्षक

डी. राहुल वेकंट 'IAS'  
संचालक, SCERT

## मार्गदर्शक

डॉ.योगेश शिवहरे  
अतिरिक्त संचालक, SCERT

## संयोजक

श्रीमती कौशिल्या खुटे

## विशेष सहयोग

डॉ.विद्यावती चन्द्राकर

## विषय विशेषज्ञ

श्री विजय किशोर तिवारी, सुश्री आई.संध्यारानी

## लेखन

डॉ. शिशिरकाना भट्टाचार्य

## टंकण

विवेक कैर्वत्य

## आवरण

सुधीर कुमार वैष्णव

---

## प्रकाशक

राज्य शैक्षिक अनुसंधान और प्रशिक्षण परिषद् छत्तीसगढ़  
शंकर नगर, रायपुर

## आमुख

कोरोना वायरस के संक्रमण से बचाव के लिए पूरे देश में सभी शैक्षणिक संस्थाएँ शिक्षा सत्र 2020–21 में बंद थी। विषम परिस्थिति को देखते हुए छत्तीसगढ़ शासन द्वारा 'पढ़ई तुँहर दुआर', 'मोहल्ला कक्षा', लाउडस्पीकर, बुल्टू के बोल, जैसे अनेक नवाचारी कार्यक्रम प्रारंभ किए गए थे। जिसके तहत हमारे शिक्षक ज्यादा से ज्यादा बच्चों को सीखने का अवसर प्रदान करते रहे। 2021–22 में भी स्कूल खुलने में अनिश्चितता की स्थिति है और इस स्थिति को देखते हुए आयुक्त लोक शिक्षण छत्तीसगढ़ द्वारा पुनः ऑनलाइन कक्षा, मोहल्ला कक्षा/पारा कक्षा के संचालन के लिए आदेश जारी कर दिया गया है, जिसमें बच्चों की नियमित उपस्थिति ली जायेगी तथा पढ़ाए गए विषयों पर प्रतिमाह आकलन किए जाएँगे।

इस तरह से सत्र 2021 में भी विभिन्न नवाचारी माध्यमों का आधार लिया जाकर बच्चों की पढ़ाई (सम्पूर्ण पाठ्यक्रम) पूर्ण किया जाना है। 'पढ़ई तुँहर दुआर' के अंतर्गत परिषद् द्वारा ऑनलाइन क्लासेस, आडियो, विडियो, मेनुअल वर्कशीट का निर्माण किया गया। इसी निरन्तरता के अनुक्रम में विषयानुसार सभी कक्षाओं के लिए (1–10) प्रश्न बैंक का निर्माण किया गया है। निर्मित 'प्रश्न बैंक' में कक्षा के अधिगम स्तर का ध्यान रखा गया है तथा सम्पूर्ण पाठ से प्रश्न निकाले गए हैं।

शिक्षक या शिक्षा सारथी जब मोहल्ला अथवा पारा कक्षा में बच्चों से जुड़ेंगे तो यह 'प्रश्न बैंक' पाठ को आगे बढ़ाने में उनकी मदद करेगा।

सृजित 'प्रश्न बैंक' में समाहित प्रश्न अनुप्रयोग, कौशल एवं समझ आधारित है। प्रश्न और उत्तर की भाषा स्तरानुकूल है। 'प्रश्न बैंक' के प्रश्नों का उपयोग वर्तमान में 'पढ़ई तुँहर दुआर' के अंतर्गत ऑनलाइन/ऑफलाइन अध्ययन-अध्यापन के दौरान बच्चों में अपेक्षित कौशलों के विकास को जाँचने के लिए किया जा सकेगा। इन प्रश्नों से पाठ्यपुस्तक में वर्णित अवधारणाओं को और अधिक पुष्ट करने में मदद मिलेगी। इन प्रश्नों के माध्यम से बच्चे स्वयं को सक्रिय रख पाएँगे तथा बच्चों में स्वयं करके सीखने, अपने परिवेश को समझने, तर्क करने, चिंतन करने, अपने अनुभवों की अभिव्यक्ति आदि गुणों का विकास हो सकेगा। इस 'प्रश्न बैंक' के माध्यम से बच्चों में भाषायी कौशलों के विकास के साथ विषय-वस्तु की समझ विकसित होगी। छात्र पाठ पढ़कर स्वतः प्रश्न निर्माण कर पाएँगे।

यह 'प्रश्न बैंक' शिक्षक, पालक एवं छात्रों के लिए उपयोगी है इतना ही नहीं विद्यार्थी अपने विचार, समझ और अपनी प्रगति के बारे में स्वयं आकलन कर सकेंगे।

संचालक

एस.सी.ई.आर.टी.,छ.ग.,रायपुर

# Index

<b>S.no</b>	<b>Chapter</b>	<b>Page.no</b>
1.	Here I am	1-4
2.	My Name is	5-8
3.	Help me God	9-12
4.	Hello Hello	13-16
5.	Tracing 1 & 2	17-21
6.	Playthings Around Us	
7.	Tools Around Us	22-26
8.	Birds Around Us	27-31
9.	Creatures Around Us	32-35
10.	Shapes Around Us	36-40
11.	Vegetables Around Us	41-44
12.	Practice Sheet - 1	45-49
13.	Work Sheet 1, 2 & 3	
14.	Tracing - 3	
15.	Colours Around Us	50-52
16.	Fruits Around Us	53-55
17.	Animals Around Us	56-59
18.	Symbols Around Us	60-62
19.	Things Around Us -1	63-65



20.	Things Around Us -2	66-69
21.	Clothes Around Us	70-73
22.	Flowers Around Us	74-76
23.	Practice sheet - 2	77-80
24.	Worksheet- 4, 5, 6, 7	
25.	Tracing - 4 & 5	
26.	Things Around Us -3	81-83
27.	Things Around Us -4	84-87
28.	Things Around Us -5	88-90
29.	Vehicles Around Us	91-93
30.	Practice sheet - 3	94-96
31.	Work sheet - 8,9 & 10	
32.	Tracing - 6,7 & 8	
33.	Fish & Bird	97-99
34.	Good Morning	100-102
35.	Open Your Books	103-105
36.	Tracing - 9 - 19	106-108
37.	When I rise	109-110
38.	Proud to be an Indian	111-113
39.	Thank you, Birdie	114-116
40.	The Rule	117-119
41.	Everyone is Special	120-122

42.	How About You?	123-124
43.	Head, Shoulders	125-127
44.	Our Nature	128-129
45.	Earthworm or???	130-132
46.	Work sheet - 11	133-135
47.	Where is the ball?	136-138
48.	Where is the .....?	
49.	Let's Learn New Words	139-141
50.	ABCD	142-144



## Lesson 1: Here I am

Tick (✓) the correct response :

(सही विकल्प पर (✓) का चिन्ह लगाये)

Q.1 If someone says, “Ram, Ram, Bhaiya”, he is .....

- (a) thanking (b) greeting  
(c) calling (d) cheering

Q.2 Find the correct spelling. (सही वर्तनी चुनिये)





- (a) halo (b) hallow  
(c) helo (d) hello

Tick (✓) the correct response : (सही विकल्प पर (✓) का चिन्ह लगाये)

Q.3 “I’m Sudha is the same as :

- (a) My name is Sudha. (b) Sudha I am.  
(c) Sudha is her name. (d) Am I Sudha?

Q.4 Which of these icons is a greeting?

- (a)  (b)  (c)  (d) 

Q.5 The response to “Hello, how are you?” is:

- (a) No, thanks. (b) Come here  
(c) Hello, I’m fine, how are you? (d) Goodnight

Q.6 When we greet from a distance, we use....

- (a) Folded hands                      (b) Loud music  
(c) A scarf                              (d) our legs

Q.7 Fill in the speech bubble with greetings.

दिये गये स्थान पर अभिवादन का जवाब लिखे।



Choose (✓) the correct response :

सही विकल्प पर (✓) का चिन्ह लगाये :

Q.8 To greet we use the word.....

- (a) High                      (b) Hey  
(c) Hi                          (d) He

Q.9 Which one of the following is not a greeting?

- (a) Good morning      (b) Namaste  
(c) Ram-Ram            (d) Sorry

Q.10 Fill in the blanks with the correct response.


रिक्त स्थान की पूर्ति सही विकल्प चुनकर कीजिये :

Meenu: Good morning, madam.

Madam: Good morning,.....

- (a) Children                      (b) Meenu  
(c) Everyone                      (d) Madam

Q.12 Which one will be the answer to a greeting ?  
अभिवादन के लिये इनमें से सही भाव चुनिये।



Choose the right answer.  
(सही विकल्प चुनिये)

Q.12 "Hi, everyone" is used to greet....

- (a) One person                      (b) More than one person  
(c) Two people                      (d) Parents

Q.13 "Hello, Sapna, how.....you" ?      (is/are)

Q.14 Fill in the blank with the correct name.  
(सही नाम से रिक्त स्थान की पूर्ति कीजिए)  
( Surekha , Suraj )



Q.15 Choose the right option to complete the sentences:

(सही विकल्प चुनकर वाक्यों को पूरा करें)



The.....in the picture has a yellow shirt. (boy/girl)

The picture with a red dress is of a ..... (boy/girl)

## Lesson1

### Answers

Q.1 (b) greeting

Q.2 (d) Hello

Q.3 (a) My name is Sudha

Q.4 (b) Namaste

Q.5 (c) Hello, I am fine, how are you?

Q.6 (a) Folded hands

Q.7 Hi, I'm Mukesh

Q.8 (c) Hi !

Q.9 (d) Sorry

Q.10 (b) Meenu

Q.11 (a) Happy

Q.12 (b) More than one person

Q.13 How are you ?

Q.14 Hi, I'm Suraj.

Q.15 The boy in the picture has a yellow shirt.

The picture with a red dress is of a girl.



## Lesson 2

### My Name is

Tick (✓) the correct response :  
(सही विकल्प पर (✓) का चिन्ह लगाये)

Q.1. My name is Komal.

I am a .....

- (a) boy                      (b) girl  
(c) man                      (d) family



Q.2 Prakash and Mukesh are friends. They are .....

- (a) boys                      (b) girls                      (c) friends                      (d) a boy

Q.3 Pintu is Reenu's brother. Pintu is a .....

- (a) girls                      (b) boys                      (c) boy                      (d) girl

Q.4 Which of the pairs are not correctly matched ?

(इनमें से कौन सी जोड़ी सही नहीं है ?)

- (i) girl                      -                      girls  
(ii) I                      -                      am  
(iii) He                      -                      is  
(iv) Monu and Sonu                      -                      a boy
- (a) i                      (b) ii                      (c) iii                      (d) iv

Choose the right option : (सही विकल्प चुनिये)

Q.5. She is Rohini.

She is a .....(girl/boy)

Q.6. My cousin's name is Chetna. She is a .....(girl/girls)

Look at the picture and fill in the blank.

(चित्र देखकर रिक्त स्थान की पूर्ति करें।)

Q.7. We are students. We are ..... (boy/boys)



Q.8.

My name is Chetak.

I ..... a horse.(am/is)



Q.9. Choose the right answer.

(सही उत्तर चुनिये)

My ..... is Bhola.

(a) I (b) name (c) is (d) are ans . (b) name

Q.10. Complete the sentence with the help of the given picture.

(चित्र की सहायता से वाक्य पूरा करें।)

My name is .....

I am a dog.

KAALU



Look at the pictures and complete the sentence.

(चित्र को देखकर वाक्य पूरा करें।)

Q.11. This is Beena.  I am Manju. 

We are .....

- a. boys    b. a boy    c. a girl    d. girls.

Q.12. Choose the correct answer (सही उत्तर चुनिये)



.....name is Billoo. I am a cat. (My/I)

Q.13. Find out the wrong pair. (गलत जोड़ी पहचानिये)


Names	boy/girl
i. Manisha	girl
ii. Bimla	girl
iii. Vikas	girl
iv. Mohammed	boy

- (a) i    (b) ii    (c) iii    (d) iv

Fill in the blanks with the help of the picture.

(चित्र की सहायता से रिक्त स्थान की पूर्ति कीजिये।)

Q.14.



AIRAVAT

I am an elephant. My name is Air.....at.

Q.15.



SHERA

I am S.....a. I am a tiger

## Lesson 2

### Answers

Q.1 (b) girl

Q.2 (a) boys

Q.3 (c) boy

Q.4 (d) iv. Monu & Sonu - a boy

Q.5 girl

Q.6 girl

Q.7 boys

Q.8 am

Q.9 (b) name

Q.10 Kaalu

Q.11 (d) girls

Q.12 My name is Billoo.

Q.13 (c) iii. Vikas - girl

Q.14 Airavat

Q.15 Shera

### Lesson 3 : Help me God

Tick (✓) the correct response :

(सही उत्तर पर (✓)लगाइये)

Q.1 The children in the picture are .....

- (a) sleeping                      (b) praying  
(c) reading                        (d) laughing



Q.2 Which word do you not use to call your mummy ?

- (a) papa                              (b) mother  
(c) maa                                (d) mum

Q.3 Find the right spelling : (सही वर्तनी चुनिए)

- (a) bliss                                (b) bless  
(c) bles                                 (d) belss

Q.4 What will I do for my mummy & daddy ?

(मैं अपनी माता-पिता के लिए क्या करूंगा/करूंगी ?)

- (a) I will do all their work  
(b) I will not cry  
(c) I will make them happy  
(d) I will help God

Q.5 Complete the spelling (वर्तनी पूरा करे)

(i) 

A	L			Y	S
---	---	--	--	---	---

(ii) 

		D	D	Y
--	--	---	---	---

Choose the right answer (सही विकल्प चुनिए)

Q.6 The word 'Them' in the poem is used for

- (a) Me and my Mummy
- (b) Me and my Daddy
- (c) Mummy and Daddy
- (d) The people of the world

Q.7 How many times has the word 'bless' been used in the poem?

- (a) One
- (b) Two
- (c) Three
- (d) Four

Q.8 How many letters have been used as 'double letters' in the poem?

- (a) 's', 'm' and 'd'
- (b) 's', 'm' and 'p'
- (c) 'm' and 'd'
- (d) 's', 'm', 'd' and 'p'

Q.9 Complete the sentence with the right word (सही शब्द से वाक्य पूरा करिये)

Help me always

To ..... them happy

- (a) make
- (b) take
- (c) wake
- (d) sake



Q.10 'always' means :

- (a) sometime (b) never  
(c) every time (d) now

Q.11 Circle the odd man out. (बेमेल शब्द को घेरे)

- (a) yes, bless, less, desk  
(b) God, nut, pod, lord

Tick (✓) the correct answer : (सही उत्तर पर (✓) लगाइये)

Q.12 Who will bless Mummy & Daddy ?

- (a) Mummy (b) Daddy  
(c) I (d) God

Q.13 Which word sounds like 'make'?

- (a) cake (b) talk  
(c) bell (d) frock

Q.14 What do we not do when we pray?

- (a) close our eyes  
(b) Laugh?Play?Fight?  
(c) jump around  
(d) sit quietly



Q.15 Circle the correct spelling. (सही वर्तनी पर घेरा लगाइये।)

- (a) hlpe, hpel, help, ehlp  
(b) haypp, happy, heppy, hapy

## Answers

Q.1 (b) praying

Q.2 (a) Papa

Q.3 (b) Bless

Q.4 (c) I will make the happy

Q.5 (i) ALWAYS (ii) DADDY

Q.6 (c) Mummy and Daddy

Q.7 (b) two

Q.8 (d) 's', 'm', 'd' and 'p'

Q.9 (a) make

Q.10 (c) every time

Q.11 (a) yes, bless, less, desk

(b) God, nut, pod, lord

Q.12 (d) God

Q.13 (a) cake

Q.14 (c) jump around

Q.15 (a) hlpe, hpel, help, ehlp

(b) haypp, happy, heppy, hapy

## Lesson 4 : Hello, Hello !

Choose the correct answer

(सही उत्तर चुनिए)

Q.1 When we make a phone call, we say .....

- (a) Hello                      (b) Hi  
(c) Halo                        (d) haylo



Q.2 “How are you” ? The answer to this question is

- (a) I am Bunty                      (b) I’m fine, thank you  
(c) Thank you                      (d) You are here

Q.3 Choose the correct response to the greeting.

(दिए गए अभिवादन के लिए सही उत्तर चुनिए)

- (a) Hello, how are you ?  
(b) Hello, how are you. Thankyou  
(c) Hello, Monu, I am fine, how are you ?  
(d) Hi, grandma.



Fill in the blanks. (रिक्त स्थानों की पूर्ति कीजिए)

Q.4 I am ....., thank you (fast, fine)

Q.5 “How..... you” ? (is/are)

Q.6 Hello, ..... are you ? (how / hello,)

Fill in the missing letters (अक्षरों को पूरा करें)

Q.7 Complete the spelling

(i)

H	e	l		

(ii)

T			N			O	U
---	--	--	---	--	--	---	---

Q.8 Complete the bubbles with words given below  
(नीचे दिए गए शब्दों से अभिवादन पूरा करें)



are, am, fine, how, you

Q.9 Put a (✓) mark on the right expression. (सही भाव पर (✓) चिन्ह लगाये)

(a) Hello ! How are you, Sonu ? ..... (greeting/introduction)

(b) Hi, I'm Aruna ..... (introduction/thanks)

Q.10 What will you say when you meet your friend ?

(आप अपने मित्र से मिले तो क्या कहेंगे ?)

(a) Hello

(b) fine

(c) sorry

(d) thank you



## Answers

Q.1 (a) hello

Q.2 (b) I am fine, thank you

Q.3 (c) hello Monu, I am fine, how are you ?

Q.4 fine

Q.5 are

Q.6 how

Q.7 (i) 

H	e	l	l	o
i				

(ii) 

T	H	A	N	K	Y	O	U
---	---	---	---	---	---	---	---

Q.8 Hello Rani, how are you ?

Hello Ravi, I'm fine. How are you ?

Q.9 (a) Greeting (b) Introduction

Q.10 (a) Hello

Q.11 (i) fine (ii) thank you

Q.12 (c) nine

Q.13 How are you ?


Q.14 (b) A


Q.15 (c) Hello, how are you ?



## Lesson 5 & 6 : Playthings Around Us

Tick (✓) the right answer  
(सही उत्तर पर (✓) का निशान लगाइये)

Q.1 What do we use to play with a  ?



Q.2 Look at the picture and fill in the blanks

(चित्र देखकर रिक्त स्थान की पूर्ति करे)



This is a .....

(pot, top)

Q.3 My sister plays with a ..... (doll / ball)



Q.4 This is my ..... (skipping / skipping rope)



Q.5 I have a ..... bus. (you / toy)



Choose the correct letters to complete the spellings.

(सही अक्षरों से वर्तनी पूरा करे)

Q.6

B	A	
---	---	--



(L / T)

Q.7

D		L	L
---	--	---	---



(O / A)

Q.8 Put a (✓) mark on the plaything (खेल सामग्री पर (✓) का निशान लगाइये)

(a)



(b)



(c)



(d)



Q.9 Which one is not a plaything ? (इनमें से कौन सा खिलौना नहीं है)

(a)



(b)



(c)



(d)



Q.10 Which plaything is not there in the basket ?

(टोकरी में कौन सा खिलौना नहीं रखा गया है ?)



(a)



(b)



(c)



(d)



Q.11 How many sleeping lines are there in the letter “E” ?

(“E” अक्षर में कितनी आड़ी लकीरे हैं ?)

(a) One

(b) Three

(c) Two

(d) Four

Q.12 How many standing lines are there in letter “D” ?

(“D” अक्षर में कितनी सीधी लकीरे हैं ?)

(a) one

(b) two

(c) three

(d) no line

Q.13 Fill in the blanks with the help of pictures  
(चित्र की सहायता से वाक्य पूरा करें)

My .....



Q.14 A big .....



Q.15 What is in Raju's hand ? (राजू के हाथ में क्या है ?)



- (a) A doll                      (b) A ball  
(c) A bat                        (d) A top

## Answers

Q.1 (b)

Q.2 top

Q.3 doll

Q.4 skipping rope

Q.5 toy

Q.6 (i) BAT

Q.7 (ii) DOLL

Q.8 (a)

Q.9 (c)

Q.10 (c)

Q.11 (b)

Q.12 (a)

Q.13 My Doll

Q.14 A big ball.

Q.15 (d) top

## Lesson 7 : Tools Around Us

Choose the right answer.

(सही उत्तर चुनिये)

Q.1 This is a .....

- (a) nail
- (b) axe
- (c) shovel
- (d) hammer



Q.2 We use a ..... in the fields.

- (a) hammer
- (b) plough
- (c) sow
- (d) hammer



Q.3 Which are of these does a wood cutter use?

(a)



(b)



(c)



(d)





Tick (✓) the correct spelling  
(सही वर्तनी पर (✓) का निशान लगाइए)

Q.4



(swa /saw)

Q.5



(poulgh/plough)

Q.6 Which of these is not a tool?

(a)



(b)



(c)



(d)



Q.7 Which of these tools go together?

(औजारों की कौन सी जोड़ी सही है?)

(a) hammer and nail

(b) nail and saw

(c) hammer and plough

(d) saw and plough

Q.8 Which tool has a zigzag edge?

(किस औजार का किनारा धारीदार है?)

(a)



(b)



(c)



(d)



Q.9 Which tool's name has four letters?

(किस औजार के नाम के चार अक्षर हैं?)

(a)



(b)



(c)



(d)



Q.10 Which tool is not used at home?

(कौन सा औजार घर में काम नहीं आता?)

(a) plough

(b) axe

(c) hammer

(d) nail

Q.11 Which tool can be used to cut wood?

(किस औजार का उपयोग लकड़ी काटने के लिए किया जा सकता है ?)

(a) plough

(b) axe

(c) hammer

(d) nail

Q.12 If I am a carpenter, I will not need .....

(a) an axe

(b) a saw







(c) a hammer

(d) a plough

Q.13 We fix a  with a .....

- (a) saw (b) hammer  
(c) plough (d) an axe

Q.14 Put a cross on the wrong match. (इनमें से कौन सी जोड़ी सही नहीं है )

(i)	(ii)	(iii)
		
		
.....	.....	.....

Q.15 Tick (✓) the correct spelling

(सही वर्तनी पर (✓) का निशान लगाइए)

- (i) plaugh ( ), pluogh ( ), plough ( ), pulogh ( )  
(ii) hamer ( ), hammer ( ), hamar ( ), hammar ( )

## Answers

Q.1 (d) hammer

Q.2 (b) plough

Q.3 (c) axe

Q.4 saw

Q.5 plough

Q.6 (b)

Q.7 (a) hammer and nail.

Q.8 (c) saw

Q.9 (b) nail

Q.10 (a) plough

Q.11 (b) axe

Q.12 (d) a plough

Q.13 (b) hammer

Q.14 (iii)

Q.15 (i) plough (ii) hammer

## Lesson 8 : BIRDS AROUND US

Choose the correct option.

(सही उत्तर चुनिये)

Q.1 “I am white in colour.

I can swim.”

I am a .....

- (a) hen (b) duck  
(c) parrot (d) sparrow

Q.2 I have a ..... beak. I’m green in colour.

- (a) red (b) black  
(c) yellow (d) white

Q.3 Who says, “Caw, Caw” ?

- (a) a cow (b) a dog  
(c) a crow (d) parrot

Q.4 The smallest, bird of there are

- (a) crow (b) sparrow (c) duck (d) hen

Tick (✓) the right option.

(सही विकल्प पर (✓) का निशान लगाइए)

Q.5 Which bird is black ..... (crow/parrot)

Q.6 Which bird can swim? (hen/duck)

Q.7 Which bird eats chilies? (duck/parrot)

Q.8 Complete the spellings. (वर्तनी पूरा करें)

(i) 

S	P		R	R		W
---	---	--	---	---	--	---

(ii) 

			W
--	--	--	---

Q.9 Put a cross (x) in the box which shows a wrong match.

(गलत जोड़ी के सामने (x) का चिन्ह बनाये)

(i) 

			
---	---	--	--

(ii) 

			
---	---	--	--

(iii) 

			
---	---	--	--

(iv) 

			
---	---	--	--

Tick (✓) the correct answer

(सही विकल्प पर (✓) का निशान लगाइए)

Q.10 I say 'quack, quack'. I'm a ..... (duck/hen)

Q.11 I say, 'Ram, Ram' like you.

I'm a ..... (crow/parrot)

Look at the picture and fill in the blanks.

(चित्र देखकर रिक्त स्थान की पूर्ति कीजिए)

Q.12 This is a .....

- (a) parrot (b) hen  
(c) peacock (d) duck



Q.13 There are two .....  
on the tree.

- (a) sparrows (b) parrot  
(c) ducks (d) hens



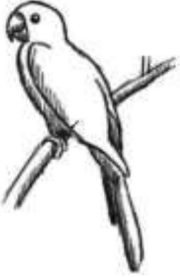



Q.14 There are ..... birds on the tree.

- (a) 5 (b) 6  
(c) 7 (d) 8

Q.15 Tick (✓) the bird whose name is not in the box.

(उस पक्षी पर (✓) टिक का निशान लगाइये जिसका नाम डिब्बे में नहीं दिया गया है)

Parrot , crow , peacock, sparrow



## Answers

Q.1 (b) duck

Q.2 (a) red

Q.3 (c) crow

Q.4 (b) sparrow

Q.5 crow

Q.6 duck

Q.7 parrot

Q.8 (i) SPARROW (ii) CROW

Q.9 (iii) (crow and water)

Q.10 duck

Q.11 parrot

Q.12 (e) peacock

Q.13 (a) sparrows

Q.14 (b) 8

Q.15 (d) hen

## Lesson 9 : Creatures Around Us

Choose the correct option/answer

(सही उत्तर चुनिये)

Q.1 A spider has ..... legs.

- (a) four (b) six  
(c) eight (d) two

Q.2 This is a lizard. It has..... legs.

- (a) two (b) four  
(c) six (d) eight



Q.3 Which of these is an insect?

- (a) cow (b) parrot  
(c) ant (d) fish

Q.4 Which of these has wings ?

(a)



(b)



(c)



(d)



--	--	--	--

Q.5 Which of these is not an insect?

(a) mouse                      (b) butterfly

(c) fly                              (d) ant

Say True or False.

(सही या गलत बताइए)

Q.6 The cockroach is not an insect. ( True / False )

Q.7 All insects have six legs. ( True / False )

Fill in the blanks with the help of the correct word.

(रिक्त स्थानों की पूर्ति सही शब्द चुनकर करें)

Q.8 This insect has ..... legs

(six / eight)



Q.9 A ..... has a long tail. (mosquito / lizard )


Q.10



We use nets to keep away.....

(ants / mosquitoes)

Q.11



These are .....

Tick (✓) the right answer  
(सही उत्तर पर (✓) का निशान लगाइए)

Q.12 A ..... is colourful.

- (a) butterfly
- (b) cockroach
- (c) fly
- (d) spider

Q.13 The correct name for this picture.

- (a) a snake
- (b) a lizard
- (c) a fish
- (d) a cockroach



Q.14

	<b>P</b>		<b>D</b>			
--	----------	--	----------	--	--	--



Q.15

<b>F</b>		
----------	--	--



## **Answers**

Q.1 (c) Eight

Q.2 (b) four

Q.3 (c) ant

Q.4 (d)

Q.5 (a) mouse

Q.6 (false)

Q.7 (true)

Q.8 six

Q.9 lizard

Q.10 mosquitoes

Q.11 ants

Q.12 (a) butterfly

Q.13 (b) lizard

Q.14 SPIDER

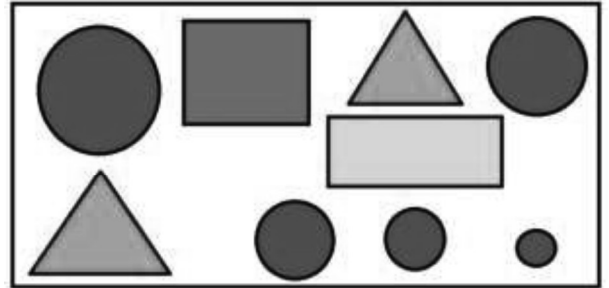
Q.15 FLY

## Lesson 10 : Shapes Around Us

Put a (✓) tick mark on the correct answer  
(सही उत्तर पर (✓) का निशान लगाइये)


Q.1 There are ..... circles in the box.

- (a) 4 (b) 5  
(c) 3 (d) 6



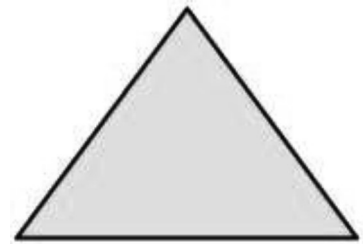
Q.2 How many shapes can you see in the figure?

- (a) one triangle, two rectangles  
(b) one triangle, one square, one rectangle  
(c) two triangles, one rectangles  
(d) three rectangles



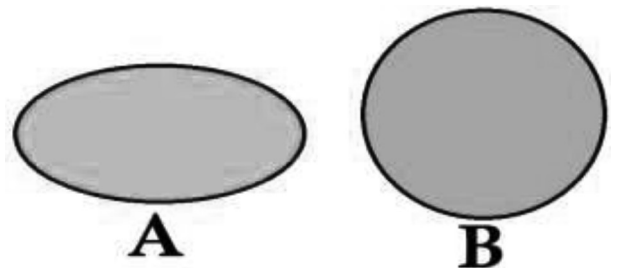
Q.3 This is a .....

- (a) rectangle (b) square  
(c) triangle (d) circle

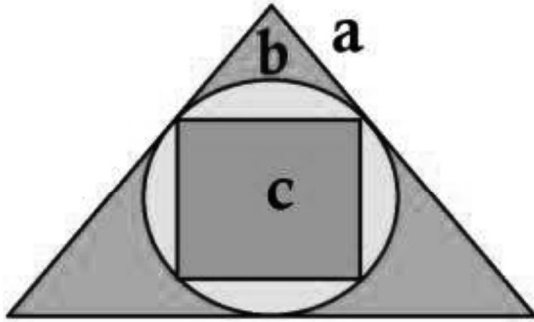


Q.4 Figure (A) is .....

- (a) a circle (b) an oval  
(c) a square (d) a triangle



Q.5



Shape 'C' is a .....

- (a) a square      (b) rectangle  
(c) circle      (d) triangle

Look at the picture and answer the questions. Put a (✓) tick mark on the correct word.

(चित्र देखकर प्रश्नों का उत्तर दीजिए)



Q.6 The wheels of the bus have the shape of .....

- (a) a rectangle      (b) oval      (c) square      (d) circle

Q.7 The bus has the shape of .....

- (a) a square      (b) an oval      (c) a triangle      (d) a rectangle

Look at the picture and answer the questions given.

Put a (✓) tick mark on the correct option.

(चित्र देखकर प्रश्नों का उत्तर दीजिए, सही उत्तर पर (✓) का निशान लगाइए)



Q.8 The ..... in the classroom is in the shape of a circle.


- (a) wall                      (b) clock                      (c) circle                      (d) triangle

Q.9 The board on the wall has the shape of a .....





- (a) circle                      (b) square                      (c) rectangle                      (d) triangle

Q.10 The show piece on the wall is in the shape of a .....

- (a) triangle                      (b) square                      (c) circle                      (d) oval



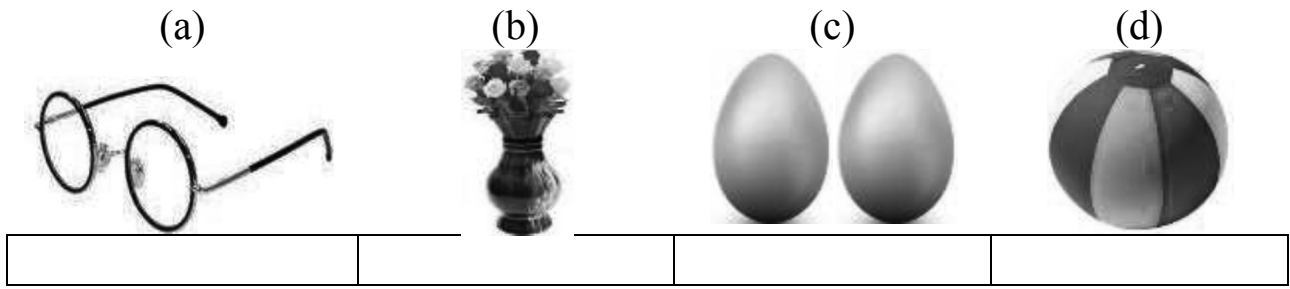
Q.11 Which of these shapes is a square.

(a)  (b)  (c)  (d) 


--	--	--	--



Q.12 Which of these objects are like circles?




Q.13 Which of these is not a triangle?



Fill in the blanks with the help of the picture.

(चित्र देखकर रिक्त स्थानों की पूर्ति करें)



Q.14 The ..... of the joker is a triangle.

- (a) mouth      (b) nose      (c) eyes      (d) ears

Q.15 The ..... of the joker are oval in shape.

- (a) nose      (b) eyes      (c) mouth      (d) ears

## **Answers**

- Q.1 (b) 5
- Q.2 (b) one triangle, one square, one rectangle
- Q.3 (c) triangle
- Q.4 (b) an oval
- Q.5 (a) square
- Q.6 (d) circle
- Q.7 (d) rectangle
- Q.8 (b) clock
- Q.9 (c) rectangle
- Q.10 (a) triangle
- Q.11 (a) kite
- Q.12 (a)
- Q.13 (c)
- Q.14 (b) nose
- Q.15 (d) ears

## Lesson 11 : Vegetables Around Us

Choose the correct option.

(सही उत्तर चुनिए)

Q.1 This is a .....

- (a) tomato                      (b) potato  
(c) onion                        (d) brinjal



Q.2 Picture 'B' is .....

- (a) an apple                      (b) a strawberry  
(c) a tomato                        (d) a pear



A







B

Q.3 Brinjal and onion are .....

- (a) fruits                      (b) crops  
(c) spices                        (d) vegetables

Q.4 Which of these grows under the soil?



--	--	--	--

Q.5 The correct name for this picture is .....





- (a) finger lady                      (b) ladies finger  
(c) lady finger                        (d) lady's - finger



Tick (✓) correct answer  
(सही उत्तर पर (✓) का निशान लगाइये)

- (a) finger lady      (b) ladies finger  
(c) lady finger      (d) lady's - finger

Q.6 The vegetable whose name ends in letter 'l' is .....



--	--	--	--

Q.7 Which letters occur twice in this picture?

- (a) O and A      (b) T and M  
(c) A and M      (d) T and O



Q.8 Brinjal is .....

- (a) round      (b) oval  
(c) long      (d) zig-zag



Q.9



The names of these vegetables begin with letter.....

- (a) T      (b) P  
(c) A      (d) D

Q.10



TOMATO

POTATO

Which letters are common in the names of both these vegetables?

- (a) T, M, A
- (b) T, A, P
- (c) T, M, O
- (d) T O A

Fill in the blanks with the correct word.

(सही शब्द से रिक्त स्थान की पूर्ति करें)

Q.11



.....is not a vegetable.

Q.12 ..... is purple in colour ( potato/brinjal)

Q.13



Which vegetable is not there in the basket?

(potato/brinjal)

Tick (✓) the picture whose name starts with the same sound.

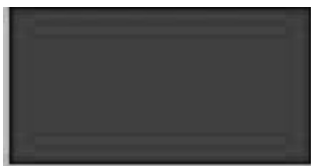
(एक ही ध्वनि से प्रारंभ होने वाले चित्र पर निशान (✓) लगाइए।)

Q.14



--	--

Q.15



This colour is related to.....

- (a) potato
- (b) tomato
- (c) brinjal
- (d) onion

## **Answers**

Q.1 (b) potato

Q.2 (a) an apple

Q.3 (d) vegetables

Q.4 (a)

Q.5 (d) lady's - finger

Q.6 (c)

Q.7 (d) T and O

Q.8 (c) long

Q.9 (b) P

Q.10 (d) T, O, A

Q.11 mango

Q.12 brinjal

Q.13 brinjal

Q.14 C (chair, chillie)

Q.15 (b) tomato


## Lesson 12, 13, 14

Choose the correct option.

(सही विकल्प चुनिए)

Q.1  and  go with letter

- (a) L      (b) U      (c) T      (d) A


Q.2  the correct name for this figure is .....

- (a) spider      (b) square      (c) rectangle      (d) circle

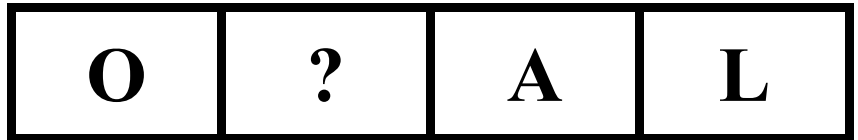
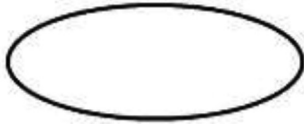
Q.3 The names which go with letter 'A' are

- (a) ant and apple      (b) hammer and hen  
(c) ant and pen      (d) dog and eat

Q.4 Letter 'c' goes with picture.....



Q.5



The missing letter in the name is

- (a) R      (b) V      (c) Q      (d) M

Fill in the box with the correct sound

(चित्रों के अनुसार सही ध्वनि डिब्बे में लिखिए)

Q.6



.....

(b, d)

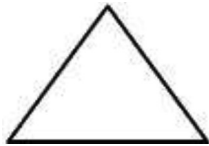
Q.7



.....

(p, q)

Q.8



.....









(t, f)

Q.9 Which picture does not go with letter 's' ?





Q.10 Which pair of picture belong to the same sound?

- (a)  
- (b)  
- (c)  
- (d)  

Q.11 These dots will make the letter.  
(बिन्दुओं को जोड़ने पर कौन सा अक्षर बनेगा)



- (a) P
- (b) V
- (c) W
- (d) U

Name the picture with the correct word.  
(चित्रों को देखकर सही मान पहचानें)

Q.12



- (a) a house      (b) a doll  
(c) a ball        (d) a bat

Q.13



- (a) sparrow      (b) crow  
(c) duck         (d) parrot

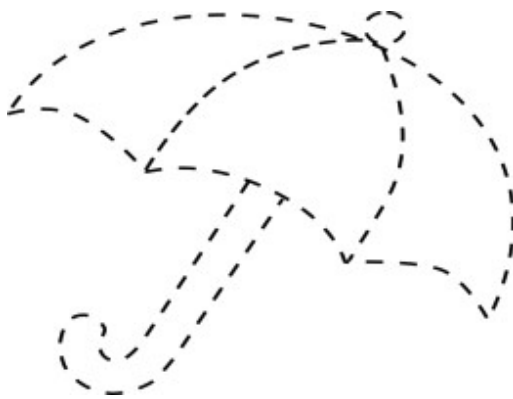
What will you draw if you join the dots?

Q.14



(hen / duck)

Q.15



(umbrella / tree)

## **Answers**

Q.1 (c) T

Q.2 (b) square

Q.3 (a) ant and apple

Q.4 (d)

Q.5 (b)

Q.6 d

Q.7 p

Q.8 t

Q.9 (d)

Q.10 (a)

Q.11 (c)

Q.12 (b) a doll

Q.13 (a) sparrow

Q.14 duck

Q.15 umbrella

## Lesson 15 : Colours Around Us

Look at the pictures and Choose the right answer.

(चित्र देखकर सही उत्तर चुनिए)

Q.1



This leaf is .....

- (a) red            (b) green  
(c) brown        (d) yellow

Q.2



This rose is .....

- (a) green        (b) pink  
(c) red            (d) white

Q.3



This vase is ..... in colour.

- (a) blue            (b) green  
(c) red            (d) black

Q.4



Moni



Dadaji

Moni has ..... hair  
but Dadaji has..... hair

- (a) white red            (b) white, green  
(c) black, white        (d) white

Q.5



The chillie and the apple are.....

- (a) green            (b) white  
(c) black            (d) red

Fill the missing letters to make correct word

(विलोपित अक्षरों को भर सही शब्द पूरा करें)

Q.6

<b>B</b>	<b>L</b>		<b>C</b>	<b>K</b>
----------	----------	--	----------	----------

Q.7

	<b>H</b>	<b>I</b>	<b>T</b>	<b>E</b>
--	----------	----------	----------	----------

Q.8

<b>G</b>	<b>R</b>	<b>E</b>		<b>N</b>
----------	----------	----------	--	----------

Tick (✓) the correct option

(सही विकल्प पर (✓) का निशान लगाएँ)

Q. 9 In the morning, the sky looks ..... (blue/black)

Q.10 At night, the sky looks ..... (black/green)

Q.11 Our blood is ..... (red/white)

Q.12 Our teeth are ..... (black/white)

Q.13 Which is white? (lily/mango)

Complete the sentences (वाक्य पूरा करो)

Q.14 Mohan likes the colour of the sky. This means Mohan likes ..... colour  
(a) yellow (b) red (c) blue (d) white Ans : c

Q.15 Tick the colour you like most?

(a) green (b) red (c) white (d) blue

## ANSWERS

1. Ans : b
2. Ans : c
3. Ans : a
4. Ans : c
5. Ans : d
6. Ans : A
7. Ans : W
8. Ans : E
9. Ans: blue
10. Ans: black
11. Ans: red
12. Ans: white
13. Ans : lily
14. Ans : c

## Lesson 16 : Fruits Around Us

Tick (✓) the correct option (सही विकल्प पर (✓) लगाइए)

Q.1



(a)



(b)



(c)



(d)

Which fruit's name begins with the letter 'p' ?

Q.2 Which fruit grows in a bunch ?



(a)



(b)



(c)



(d)

Q.3



This is the picture of a .....


(a) water melon

(b) custard apple

(c) mango

(d) guava

Q.4



This is a piece of .....

(a) papaya

(b) guava

(c) water melon

(d) custard apple

Q.6 Which letter are repeated in the word 'banana'?

(a) a

(b) r

(c) a & n

(d) 'a' & 'b'

Q.7 The name of which fruit begins with 'g' ?



(a)



(b)



(c)



(d)

Q.8 Rearrange the letters to get the correct name of a fruit

ayapap =

gmnao =

Q.9



(a)



(b)

picture B is an apple / a custard apple

Say ✓ or ✗ (सही या गलत बताएँ)

Q.10



This is a guava

Q.11



This is a papaya

Q.12



This is a ..... tree

(a) guava

(b) banana

(c) papaya

(d) mango



Q.13



These mangoes are .....

- (a) green            (b) red  
(c) yellow          (d) white

Q.14

Complete the name .....melon

- (a) red            (b) orange          (c) water          (d) milk

Q.15



These are .....

- (a) guavas            (b) bananas  
(c) apples            (d) grapes


## ANSWERS

1. Ans: (d)
2. Ans : (b)
3. Ans : (b)
4. Ans : (c)
5. Ans : (c)
6. Ans : (b)
7. Ans: papaya
8. Ans : mango
9. Ans : an apple
10. Ans: ✘
11. Ans : ✓
12. Ans : (b)
13. Ans : (a)
14. Ans : (c)
15. Ans : (b)

## Lesson 17 : Animals Around Us

Chose the correct answer (सही उत्तर चुनिए)

Q.1



(A)



(B)

Picture 'B' shows .....

- (a) an elephant      (b) a tiger      (c) a zebra      (d) a cow

Q.2 Which animal has stripes ?

- (a) a cow      (b) a zebra      (c) a dog      (d) a goat

Q.3



This is a .....

- (a) cow      (b) monkey  
(c) elephant      (d) dog

Write the name (नाम लिखिए)

Q.4



This is a .....

--	--	--

Q.5 Which animal's name begins with the last letter of the alphabet ?



(a)



(b)



(c)



(d)

Chose the correct option with a (✓)mark

(सही विकल्प पर (✓) का चिन्ह लगाइए)

Q.6. Which animal has hands like a man ? (monkey / elephant)

Q.7 Which animal is very heavy ? (cow / elephant / monkey)

Tick (✓) the correct answer (सही उत्तर पर (✓) का चिन्ह लगाइए)


Q.8 Which animal's name does not have letter 'O' ?



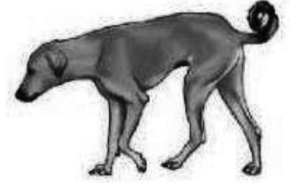
(a)



(b)



(c)



(d)

Q.9 Which animal says 'miao' ?

(a) cat (b) dog (c) cow (d) monkey

--	--	--	--

Fill in the missing letter in the names.

(छूटे हुए अक्षर भर कर नाम पूरा करें)

Q.10

<b>G</b>	<b>O</b>		<b>T</b>
----------	----------	--	----------

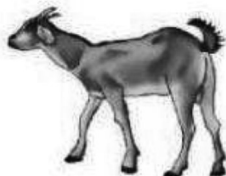
Q.11

	<b>E</b>	<b>B</b>		<b>A</b>
--	----------	----------	--	----------

Q.12 Which animal barks ?



(a)



(b)

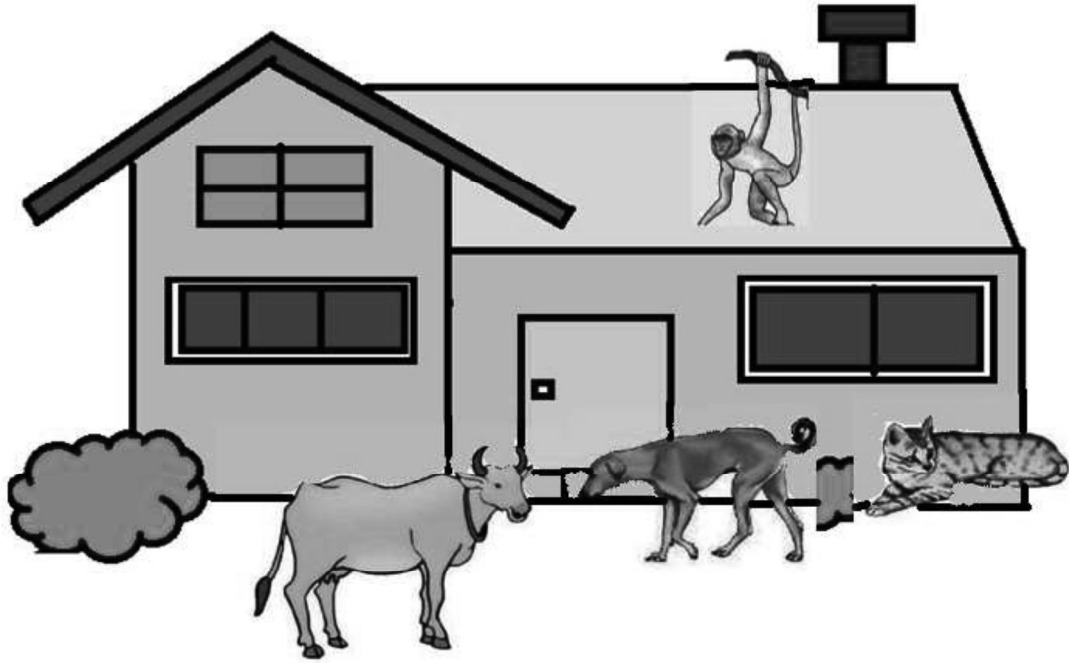


(c)



(d)

Q.13 Count and say (गिनकर बताइए)



How many animals are there in the picture ?

- (a) 2      (b) 3      (c) 4      (d) 5

Q.14 The animal which has a trunk is .....

- (a) an elephant    (b) a monkey    (c) a cow    (d) a zebra

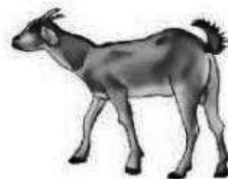
Q.15 The animal which gives us milk is .....



(a)



(b)



(c)



(d)

## ANSWERS

1. Ans : (c)
2. Ans : (b)
3. Ans : (b)
4. Ans : cat
5. Ans : (d)
6. Monkey
7. Elephant
8. Ans : (b)
9. Ans : (a)
10. Ans : GOAT
11. Ans : ZEBRA
12. Ans : (d)
13. Ans : (c)
14. Ans : (a)
15. Ans : (c)

## Lesson 18 : Symbols Around Us

Look at pictures and tick (✓) correct answer

(चित्र देखकर सही (✓) उत्तर पर लगाइए)



Q.1 The symbol that tells that this is the value of the note is hundred rupees is .....

0

(a)

+

(b)

₹

(c)

—

(d)

Q.2 This note will show .....rupees.

(a) 100

(b) 1000

(c) 10

(d) 01

Q.3 This symbol for rupees is .....

(a) Rs

(b) ₹

(c) rupee

(d) +

Choose the correct answer (सही उत्तर चुनिए)

Q.4 When we ask a question, we put a .....

(a) +

(b) —

(c) ?

(d) +

Q.5 3 plus 5 will be written as.....

(a) 3 + 5

(b) 3 - 5

(c) 3 ? 5

(d) 305

Q.6 “How are you” will take the symbol.....

(a) ?

(b) —

(c) +

(d) ₹

Q.7



This frock costs 190/-

This means.

- (a) 190 -
- (b) 190+
- (c) 190
- (d) 190 ₹

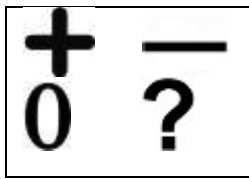
Q.8  $5 - 5 =$

- (a) +
- (b) —
- (c) 0
- (d) ₹

Q.9 'minus' means.

- (a) +
- (b) —
- (c) ₹
- (d) 0

Q.10



This box does not contain the symbol of

- (a) rupee
- (b) plus
- (c) minus
- (d) zero

Look at the picture and choose the correct answer.

(चित्र देखकर सही उत्तर चुनिए)

Q.11



Which Symbol will it take? (+, -)

Q.12.



is used for (zero/question/sentence)

Q.13



This means

- (a) 20 ₹
- (b) 200 ₹
- (c) 20+
- (d) 200?

Q.14 '+' symbol is used for (addition/subtraction)

Q.15 "Three zero five" means.

- (a) 3 + 5
- (b) 3 - 5
- (c) 3 ? 5
- (d) 305

## ANSWERS

1. Ans : (c)
2. Ans : (a)
3. Ans : (b)
4. Ans : (c)
5. Ans : (a)
6. Ans : (a)
7. Ans : (d)
8. Ans : (c)
9. Ans : (b)
10. Ans : (a)
11. Ans : ( + )
12. Ans : ( ? )
13. Ans : (b)
14. Ans : (addition)
15. Ans : (d)



## Lesson 19 : Things Around Us -1

Look at pictures and tick (✓) correct answer

(चित्र देखकर सही (✓) उत्तर पर लगाइए)

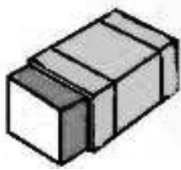
Q.1



In this we keep.....

(books/Xerox machine)

Q.2



This is used to sharpen .....

(an eraser/a pencil/ a book)

Q.3



This is used to .....

(write / read / xerox)

Q.4



This is a .....

(box / Xerox machine)

Choose the correct option (सही विकल्प चुनिए)

Q.5 We read lessons from a .....

(a) bag (b) pencil (c) book (d) eraser

Q.6 We rub our mistakes with .....

(a) a bag (b) an eraser (c) a xerox machine (d) a pencil

Q.7 We make photo copies with a .....

(a) Xerox machine (b) pencil (c) bag (d) eraser

Q.8 Which spelling is correct ?

- (a) raeser (b) seraer (c) eraser (d) ersear

Q.9 A pencil .....

- (a) writes (b) erases (c) Xeroxes (d) sticks

Q.10



This is a .....


- (a) box (b) machine  
(c) bag (d) book

Complete the spellings (वर्तनी पूरा करें)

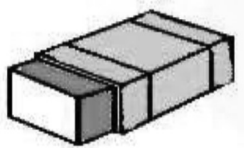
Q.11



Q.12



Q.13



This is a / an.....

- (box / eraser)

Q.14



This is used to study :

- (Xerox machine / book)

Q.15



This is a .....

- (pencil / pen)

## ANSWERS

1. Ans : (books)
2. Ans : a pencil
3. Ans : write
4. Ans : Xerox machine
5. Ans : (c)
6. Ans : an eraser
7. Ans : (c)
8. Ans : (c)
9. Ans : (a)
10. Ans : (c)
11. Ans : XEROX
12. Ans : SHARRPENER
13. Ans : an eraser
14. Ans : book
15. Ans : pencil

## Lesson 20 : Things Around Us -2

Look at the pictures and choose in correct answer

(चित्र देखकर सही (✓) उत्तर चुनिए)

Q.1



This is a .....

- (a) lock                      (b) window  
(c) curtain                  (d) board

Q.2



The cat is sitting on the .....

- (a) floor                      (b) chair  
(c) quilt                      (d) mat

Q.3



This is a quilt. We use it in .....

- (a) summer                      (b) winter  
(c) rainy season                  (d) every time

Q.4



Meenu dries herself up with a ..... after her bath.

- (a) towel                      (b) handkerchief  
(c) shirt                      (d) quilt

Q.5



This is a .....

- (a) bed                      (b) curtain  
(c) carpet                      (d) mat

Q.6



This is used in the bathroom

This is a .....

- (a) mat (b) carpet  
(c) water (d) towel

Q.7



A carpet is put on the .....

- (a) dining table (b) floor  
(c) bed (d) study table

Choose the right spelling (सही वर्तनी चुनिए)

Q.8 (a) erpeta (b) cartep (c) carpet (d) acrpet

Q.9 (a) rtaincu (b) curtain (c) cartain (d) certein

Find the odd man out (जो अलग हो उसे छाँटिए)

Q.10 (a) mat (b) rat (c) carpet (d) towel

Q.11 (a) bed sheet (b) quilt (c) clip, (d) towel

Q.12 (a) quilt (b) curtain (c) mat (d) bucket

Answer in one word (एक शब्द में उत्तर दीजिए)

Q.13 We use this on windows :.....

Q.14 This contains cotton : .....

Q.15 This is used after taking a bath.....

## ANSWERS

1. Ans : (c)
2. Ans : (d)
3. Ans : (b)
4. Ans : (a)
5. Ans : (c)
6. Ans : (d)
7. Ans : (b)
8. Ans : (c)
9. Ans : (b)
10. Ans : (b)
11. Ans : (c)
12. Ans : (d)
13. Ans : curtain
14. Ans : quilt
15. Ans : towel

## Lesson - 21 : Clothes Around Us

Look at the pictures and choose in correct answer

(चित्र देखकर सही उत्तर चुनिए)

Q.1



This kind of dress is put on by all girl students at school. This is a.....

- (a) frock                      (b) shirt  
(c) uniform                  (d) kurta

Q.2



This is a .....

- (a) kurta                      (b) shirt  
(c) frock                      (d) vest

Q.3



Which dress has long sleeves?

(Kurta / vest)

Q.4



The name of this dress begins with letter

- (a) s                              (b) f  
(c) u                              (d) c

Q.5



Nappy is used for.....

- (a) children                  (b) uniform  
(c) bathing                  (d) playing

Choose the correct option (सही विकल्प चुनिए)

Q.6



The doll is wearing a .....  
(frock / vest)

Q.7



This dress is for a ....

(boy / girl)

Q.8



This shirt has a .....

(pocket / chain)

Q.9 The correct spelling for



(a) vset

(b) vets

(c) vest

(d) vste

Q.10



This is a .....

(a) happy

(b) swappy

(c) copy

(d) nappy



Q.11



Grandfather is wearing a .....

- (a) shirt                      (b) kurta  
(c) t-shirt                    (d) vest                      Ans : (b)

Q.12



My father is wearing a ..... and pant

- (a) kurta                      (b) t-shirt  
(c) shirt                      (d) vest                      Ans : (c)

Q.13 It is compulsory to wear this dress at school.

- (a) Uniform                (b) shirt                (c) t - shirt                (d) nappy                ans: (a)

Q.14 There are many buttons in a ..... nappy

- (a) t-shirt                (b) shirt                (c) nest                (d) nappy                ans: (b)

Q.15 Which of these doesn't have a collar?

- (a) shirt                (b) uniform                (c) frock                (d) vest                ans: (d)

## ANSWERS

1. Ans : (c)
2. Ans : (d)
3. Ans : (kurta)
4. Ans : (b)
5. Ans : (a)
6. Ans : (frock)
7. Ans : (girl)
8. Ans : (pocket)
9. Ans : (c)
10. Ans : (d)

Lesson 22 : Flowers Around Us

Look at the pictures and choose the right answer

(चित्र देखकर उचित उत्तर चुनिए)

Q.1



This is a .....

- (a) rose (b) lotus  
(c) marigold (d) sunflower

Q.2



The first letter of the name of this flower is .....

- (a) L (b) S  
(c) R (d) M

Q.3



This is a hibiscus

It is .....

- (a) pink (b) red  
(c) white (d) green

Q.4



Complete the name of the flower.  
..... flower.

- (a) water (b) sky  
(c) sun (d) star

Q.5



Complete the name of the flower.

<b>M</b>	<b>A</b>	<b>R</b>		<b>G</b>	<b>O</b>	<b>L</b>	<b>D</b>
----------	----------	----------	--	----------	----------	----------	----------

(a) Y

(b) C

(c) A

(d) I

Q.6 Which flower grows in water ?

(a) rose (b) lotus (c) marigold (d) sunflower

Q.7 Which flower has thorns (काँटे) ?

(a) rose (b) sunflower (c) lotus (d) hibiscus

Q.8 Which flower has five petals?



(a)



(b)



(c)



(d)

--	--	--	--

Q.9 The name of this flower has a 'S' in the end?

(a) rose (b) lotus (c) sunflower (d) marigold

Q.10 Which two flowers have letters 'U' in their names



(a)



(b)



(c)



(d)

--	--	--	--

Find out the wrong spelling (गलत वर्तनी चुनिए)

Q.11 (a) hibuscas (b) rose (c) lotus (d) marigold

Q.12 (a) sunflower (b) marigold (c) letus (d) hibiscus

Q.13 (a) rose (b) lotus (c) marigold (d) sonflower

Which of these is not a flower?

Q.14 (a) rose (b) sunflower (c) marigold (d) cauliflower

Q.15 (a) lotus (b) hibiscus (c) money plant (d) sunflower

## ANSWERS

1. ans : (b)

2. ans : (c)

3. ans : (b)

4. ans : (c)

5. ans : (d)

6. ans : (b)

7. ans : (a)

8. ans : (a)

9. ans : (b)

10. ans : (b, c)

11. ans: (a)

12. ans: (c)

13. ans: (d)

14. ans: (d)

15. ans: (c)

## Lesson 23, 24, 25

Choose the correct answer (सही उत्तर चुनिए)

Q.1



The names of these begin with letter.....

- (a) M (b) F  
(c) R (d) D

Q.2



The letter related to this picture is

- (a) A (b) O  
(c) P (d) Q

Q.3



Which name begins with this letter ?

- (a) pipe (b) zip  
(c) nib (d) mat

Q.4 The colour of our teeth is .....

- (a) white (b) black  
(c) brown (d) pink

Q.5



The name of this animal begins with

- (a) A (b) C  
(c) Q (d) W

Q.6



These are .....

- (a) grapes (b) gold  
(c) guarder (d) gel

Tick (✓) the odd man out (असंगत चित्र पर (✓) का निशान लगाइए)

Q.7



(a)



(b)



(c)



(d)

--	--	--	--

Q.8



(a)



(b)



(c)



(d)

--	--	--	--

Q.9



(a)



(b)



(c)



(d)

--	--	--	--

Q.10



(a)



(b)



(c)



(d)

--	--	--	--

Look at the picture and choose the correct answer

(चित्र देखकर सही उत्तर चुनिए)

Q.11



How many 'O's are there in the picture?

(a) 2

(b) 3


(c) 4

(d) 1

Q.12

**E L E P H A N T**


This name is related to



(a)



(b)



(c)



(d)

--	--	--	--

Q.13

**Y E L L O**

The last letter for this spelling will be.....

- (a) W    (b) L    (c) Y    (d) O

Q.14 The colour of our hair is .....

- (a) red    (b) green    (c) blue    (d) black

Q.15 We write with a .....



(a)



(b)



(c)



(d)

--	--	--	--



## ANSWERS

1. Ans : (c)
2. Ans : (d)
3. Ans : (b)
4. Ans : (a)
5. Ans : (b)
6. Ans : (a)
7. Ans : (c)
8. Ans : (d)
9. Ans : (c)
10. Ans : (a)
11. Ans : (b)
12. Ans : (c)
13. Ans : (a)
14. Ans : (d)
15. Ans : (c)

## Lesson 26 : Things Around Us -3

Choose the right answer (सही उत्तर चुनिए)

Q.1 We eat with this .....



(a)



(b)



(c)



(d)

--	--	--	--

Q.2 We make tea in this .....



(a)



(b)



(c)



(d)

--	--	--	--

Q.3 Tong is related to



(a)



(b)



(c)



(d)

--	--	--	--

Q.4 Which spelling has double 'O' in it ?



(a)



(b)



(c)



(d)

--	--	--	--

Q.5 Which of these is not found in the kitchen ?



(a)



(b)



(c)



(d)

--	--	--	--

**Tick (✓) the correct word** (सही शब्द पर (✓) का निशान लगाइए)

Q.6 We can eat in a ..... (bowl/kettle)

Q.7 We keep water in a ..... (spoon/jug)

Q.8 Which of these has no handle ?

- (a) Kettle      (b) Knife      (c) Jug      (d) Bowl

**Complete the spellings** (वर्तनी पूरी करें)

Q.9 

K	E	T		L	E
---	---	---	--	---	---

Q.10 

B	O		L
---	---	--	---

**Tick (✓) the odd one out** (असंगत पर (✓) का निशान लगाइए)

Q.11



(a)



(b)



(c)



(d)

--	--	--	--

Q.12



(a)



(b)



(c)



(d)

--	--	--	--

Q.13



(a)



(b)



(c)



(d)

--	--	--	--

Q.14 (a) bowl      (b) bol      (c) bottle      (d) ball

Q.15 (a) knife      (b) jug      (c) tongs      (d) fnike

## ANSWERS

1. Ans : (b)
2. Ans : (d)
3. Ans : (a)
4. Ans : (b)
5. Ans : (c)
6. Ans : bowl
7. Ans : jug
8. Ans : (d)
9. Ans : KETTLE
10. Ans : BOWL
11. Ans : (d)
12. Ans : (a)
13. Ans : (d)
14. Ans : (b)
15. Ans : (d)

## Lesson 27 : Thing Around Us - 4

Look at the pictures and choose the correct answer for the questions given :

(चित्र देखकर उचित उत्तर चुनिए)

Q.1



This is an .....

- (a) key                      (b) iron  
(c) pot                      (d) fan

Q.2



The picture shows .....

- (a) two keys                (b) two locks  
(c) a lock and key        (d) a fan

Q.3



This is a .....

- (a) net                      (b) hammock  
(c) mosquito net        (d) nappy

Q.4



The last letter in the name of this object is

.....

- (a) A                      (b) U  
(c) L                      (d) E

Q.5 We read the news about the world in a .....

- (a) book                      (b) yarn  
(c) hammock                (d) newspaper

Q.6 We use this to knit sweaters : .....



(a)



(b)



(c)



(d)

Tick (✓) the correct option (सही उत्तर पर (✓) का निशान लगाइए)

Q.7 Electricity used to run.



(a)



(b)

Q.8 We get cool air from



(a)



(b)

Q.9 We get this daily in the morning.



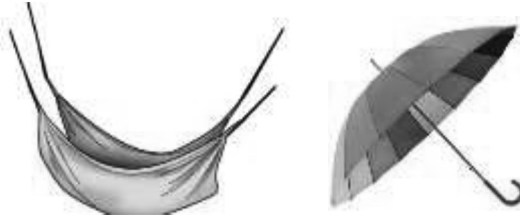
(a)



(b)

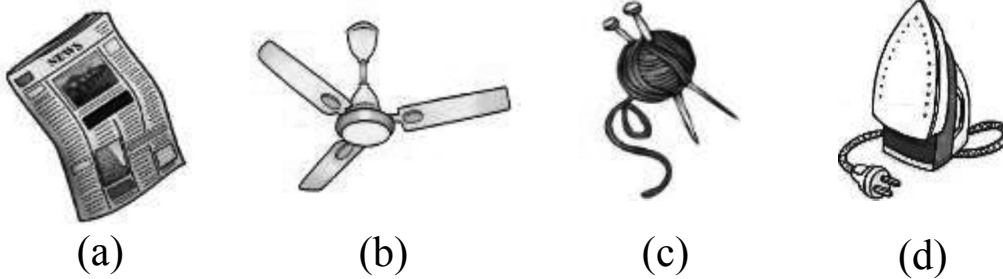
**Choose the correct option** (सही उत्तर पर (✓) का निशान लगाइए)

Q.10 Which letters are double in the names of:



- (a) M, L      (b) A, O      (c) A, R      (d) A, U

Q.11 Which name begins with the letter 'Y'?



- (a)      (b)      (c)      (d)

Q.12 The missing letter in is .....



- (a) U      (b) P      (c) E      (d) B

Q.13 Which of these go together ?



- (a)      (b)



- (c)      (d)

Q.14 The missing letter in is .....



(a) L

(b) O

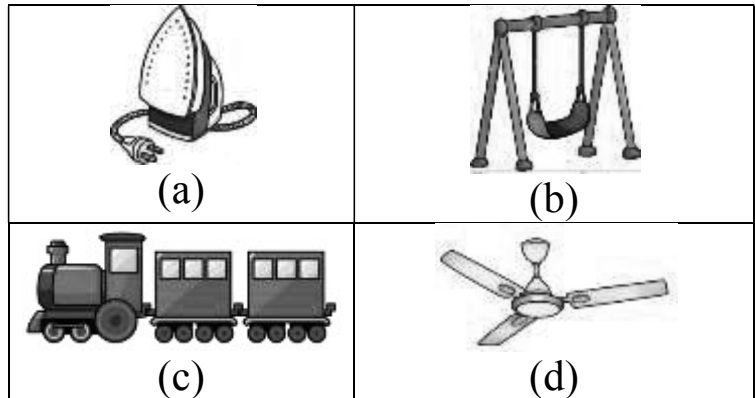
(c) U

(d) c

Q.15



is just like .....



### ANSWERS

1. Ans : (b)
2. Ans : (c)
3. Ans : (b)
4. Ans : (a)
5. Ans : (d)
6. Ans: (c)
7. Ans: (a)
8. Ans: (b)
9. Ans : (b)
10. Ans: (a)
11. Ans : (c)
12. Ans: (b)
13. Ans : (d)
14. Ans: (d)
15. Ans: (b)



## Lesson 28 : Thing Around Us - 5 (Food Items)

Look at the pictures carefully and choose the correct answer.

Q.1 Which of these is cold?



(a)



(b)



(c)



(d)

Q.2 Which of these is not sweet?



(a)



(b)



(c)



(d)

Q.3 Which name begins with 'B'?



(a)



(b)



(c)



(d)

Q.4 The double letters in the name of

(a) T, A

(b) O, E

(c) F, E

(d) T, O



Q.5



This is .....

(a) a samosa

(b) an icecream

(c) a toffee

(d) a jalebi

Say yes/no (हाँ / नहीं)

Q.6 Jalebi is sweet ( )

Q.7 Biscuits are both sweet & salty ( )

Q.8 Samosas are square in shape. ( )

Complete the spellings (वर्तनी पूरी करें)

Q.9

I  E C R E A M

(a) L (b) R (c) C (d) B

Q.10

S A M O  A

(a) S (b) C (c) K (d) J

Q.11

J A L E B

(a) Y (b) E (c) U (d) I


Count and Tick (✓) the right number (गिनकर सही संख्या पर लगाइए)

Q.12




(a) 04 (b) 05  
(c) 03 (d) 06

Q.13




(a) 1, 2 (b) 1, 1  
(c) 2, 1 (d) 2, 2

Q.14



- (a) 10      (b) 08  
(c) 05      (d) 07

Q.15



- (a) 2, 3      (b) 2, 2  
(c) 3, 2      (d) 3, 3

## ANSWERS

1. ans : (d)
2. ans : (b)
3. ans : (a)
4. ans : (c)
5. ans : (b)
6. ans: yes
7. ans: yes
8. ans: no
9. ans: (c)
10. ans: (a)
11. ans: (d)
12. ans: (b)
13. ans: (d)
14. ans: (b)
15. ans: (a)

## Lesson 29 : Vehicles Around Us

Look at the pictures and choose the correct option.

(चित्र देखकर सही उत्तर चुनिए)

Q.1 Which one of these moves in water?



(a)



(b)

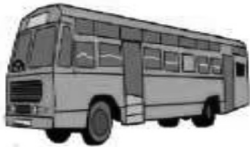


(c)



(d)

Q.2 Which of these has two wheels?



(a)



(b)



(c)



(d)

Q.3 Which of these is driven by animals?



(a)



(b)



(c)



(d)

Q.4 Which of these has move then four wheels?



(a)



(b)



(c)



(d)

Q.5 The name of which vehicle has 3 letters?



(a)



(b)



(c)



(d)

Q.6 Which vehicle has no wheels?



(a)



(b)



(c)



(d)

Q.7 Which vehicle is run by pedals ?



(a)



(b)

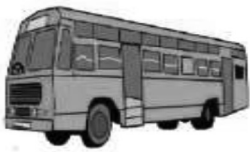


(c)



(d)

Q.8 Which vehicle does not carry passengers ?



(a)



(b)



(c)



(d)

Say yes/no (हाँ/नहीं में उत्तर दें)

Q.9 A bullock cart has a cart man ( )

Q.10 A jeep runs faster than a cycle ( )

Q.11 A yacht has no tyres ( )

Q.12 A cycle has many seats ( )

Tick (✓) the correct option (सही विकल्प पर (✓) का निशान लगाइए)

Q.13 Dogs/bullocks can pull a bullock cart.

Q.14 A truck has two/four/six wheels.

Q.15 An ambulance is a truck/van/bicycle.

## ANSWERS

1. ans: (c)
2. ans: (d)
3. ans: (b)
4. ans: (a)
5. ans: (b)
6. ans: (a)
7. ans (d)
8. ans: (c)
9. ans: yes
10. ans: yes
11. ans: yes
12. ans: no
13. ans: bullocks
14. ans: six
15. ans: van

Lesson - 30, 31, 32

Choose the correct option. (सही विकल्प चुनिए)

Q.1 Van, Vest and Violin take the letter  ?

- (a) A                      (b) T                      (c) V                      (d) O

Q.2  are for letter.

- (a) N                      (b) P  
(c) R                      (d) T

Q.3  This is a .....

- (a) truck                      (b) jeep  
(c) van                      (d) bus

Q.4  This is a .....

- (a) jug                      (b) cup  
(c) spoon                      (d) kettle

Q.5  This is a .....

- (a) dress                      (b) toy  
(c) vehicle                      (d) flower

Q.6  This is a .....

- (a) bag                      (b) spoon  
(c) knife                      (d) pen

Tick (✓) the correct colour (सही रंग पर (✓) का निशान लगाइए)

Q.7 A sunflower is ..... (red/yellow/green)


Q.8 A brinjal is ..... (red/blue/purple)

Q.9 A lotus is ..... (green/black/pink)

Q.10 A lady's finger is ..... (green/white/red)

Tick (✓) the picture which stands for the given letter?

Q.11



(a)



(b)



(c)



(d)

Q.12



(a)



(b)



(c)



(d)

Q.13



(a)



(b)



(c)



(d)

Find the odd one out (X) (असंगत पर (X) का निशान लगाइए)

Q.14



(a)



(b)



(c)



(d)

Q.15



(a)



(b)



(c)



(d)



# ANSWERS

1. ans: (c)
2. ans: (a)
3. ans: (b)
4. ans: (d)
5. ans: (a)
6. ans: (c)
7. ans: yellow
8. ans: purple
9. ans: pink
10. ans: green
11. ans: b
12. ans: c
13. ans: a
14. ans: b
15. ans: c


## Lesson - 33

### Fish & Bird

Look at the pictures & choose the correct answers.

(चित्र देखकर सही उत्तर चुनिए)

Q.1 Which of these cannot swim?



(a)



(b)



(c)



(d)

Q.2 Which of these can fly in the sky?



(a)



(b)



(c)



(d)

Q.3



The fish is ..... the water

(a) in

(b) on

(c) of

(d) to

Q.4 A bird .....

(a) can swim

(b) cannot swim

(c) cannot fly

(d) cannot see

Q.5 The bird flies in the .....

(a) school

(b) pond

(c) tank

(d) sky

**Choose the correct option** (सही उत्तर पर (✓) लगाइए)

Q.6 Which word rhymes with fly? .....

- (a) do                      (b) tree  
(c) I                        (d) see

Q.7 Fish cannot live without.....

- (a) milk      (b) vegetables      (c) oil      (d) water

**Say yes/no** (सही उत्तर पर (✓) लगाइए)

Q.8 Birds cannot fly      (    )

Q.9 A duck can swim      (    )

Q.10 A butterfly can fly      (    )

Q.11 The fish is in the sky      (    )

**Tick (✓) the correct spelling**

Q.12      bird      berd      bird      bard

Q.13      swem      swim      swom      sweem

Q.14      fise      fesh      feesh      fish

Q.15      water      weter      waeter      wetar

## ANSWERS

1. ans: c
2. ans: b
3. ans : a
4. ans: b
5. ans: d
6. ans: c
7. ans: d
8. ans: no
9. ans: yes
10. ans: yes
11. ans: no
12. ans: bird
13. ans: swim
14. ans: fish
15. ans: water

## Lesson - 34

### Good Morning

**Choose the correct option.** (सही विकल्प चुनिए)

Q.1 “Good Morning children, how are you today?

Who said this?

- (a) father      (b) mother      (c) children      (d) teacher

Q.2



What are the children doing?

- (a) The children are playing?  
(b) The children are greeting.  
(c) The children are praying.  
(d) The children are singing.

Q.3 How many students can you see in the picture?

- (a) one      (b) two      (c) three      (d) many

Q.4



This picture shows.

- (a) good evening      (b) bye-bye  
(c) Namaste      (d) Hello

Q.5



This picture shows.

- (a) Hello, how are you?      (b) May I come in  
(c) Bye-Bye      (d) Come in

Say yes/no (हाँ / नहीं बताइए)

Q.6



The children say,

“Good night, teacher” ( )

Q.7 “Good morning”, Sir, “The children say. ( )

Q.8 “Good morning”, is said in the evening. ( )

Q.9 We say good morning to greet each other ( )

Q.10



These are children ( )

**Fill in the blanks with the correct word**

(सही शब्द से रिक्त स्थान की पूर्ति करें)

Q.11 ..... morning (good/how)

Q.12 How ..... you to day? (is/are)

Q.13 The children ..... “Good morning”  
(say/see)

Q.14 He is our ..... (teacher/book)

Q.15 ..... are you today? (who/how)

# ANSWERS

1. ans: d
2. ans : b
3. ans: b
4. ans : c
5. ans : a
6. ans: no
7. ans: yes
8. ans: no
9. ans: yes
10. ans: yes
11. ans: good
12. ans: are
13. ans: say
14. ans: teacher
15. ans: how

## Lesson - 35

### Open Your Books

Look at the picture and tick (✓) the correct answer

(चित्र देखकर सही उत्तर पर (✓) का निशान लगाइए)

Q.1



This is number.....

- (a) one                      (b) five  
(c) fifty                      (d) fifteen

Q.2



The girl is .....

- (a) reading                      (b) speaking  
(c) painting                      (d) writing

Q.3



This is a .....

- (a) pencil                      (b) eraser  
(c) pen                      (d) news paper

Q.4



The boy is ..... a book.

- (a) reading                      (b) writing  
(c) running                      (d) eating

Q.5



This is a .....

- (a) note book                      (b) pen  
(c) pencil                      (d) book



**Fill in the blanks with the correct word**

(सही शब्द से रिक्त स्थानों की पूर्ति करें)

Q.6 ..... your books. (tell, open)

Q.7 ..... your pen. (open, pick)

Q.8 Write the ..... (members, numbers)

Q.9

**10**

This is number ..... (zero, ten)

Q.10 Write the numbers from one ..... ten

(a) in (b) from (c) up (d) to

**Tick (✓) the correct number** (सही अंक पर (✓) का निशान लगाइए)

Q.11

**Four**

(a) 2 (b) 4 (c) 5 (d) 6

Q.12

**Nine**

(a) 9 (b) 6 (c) 3 (d) 1

Q.13

**10**

(a) 01 (b) 2 (c) 10 (d) 6

**Write the plurals of the words from the lesson**

(पाठ देखकर बहुवचन बताइए)

Q.14 Book - .....

Q.15 number - .....

# ANSWERS

1. Ans : (b)
2. Ans : (d)
3. Ans : (c)
4. Ans : (a)
5. Ans : (d)
6. Ans: open
7. Ans: pick
8. Ans: numbers
9. Ans : (ten)
10. Ans: (d)
11. Ans: (b)
12. Ans: (a)
13. Ans: (c)
14. Ans: books
15. Ans: numbers

Lesson - 36

(Tracing 9 - 19)

Choose the correct option

(सही विकल्प चुनिए)

Q.1 The small letter for 'E' is .....

- (a) b                      (b) e                      (c) c                      (d) o

Q.2 The small letter for 'T' is .....

- (a) f                      (b) l                      (c) t                      (d) v

Q.3 The capital letter for 'm' is .....

- (a) M                      (b) N                      (c) W                      (d) U

Q.4 The letter between i & k is. i ..... k


- (a) l                      (b) m                      (c) p                      (d) j

Q.5 The missing letter is .....

.....y, z

- (a) u                      (b) v                      (c) w                      (d) x

Q.6



How many 'P's are there in the picture?

- (a) 2                      (b) 3  
(c) 01                      (d) 10


Q.7



Which symbol has not been used in the picture

- (a) O                      (b) -  
(c) |                      (d) ?

Q.8



The letter on the leaf is .....

- (a) A            (b) B  
(c) U            (d) O

Q.9



This letter is .....

- (a) L            (b) k  
(c) m            (d) p

Q.10



This letter is .....

- (a) D            (b) P  
(c) B            (d) C

**Say right (✓) or wrong (x) (सही (✓) या गलत (x) बताइए)**

Q.11

BOY



boy

(      )

Q.12

DOLL



ball

(      )

Q.13

TEN



fen

(      )

Q.14

CAT



cat

(      )

Q.15

MY



my

(      )

## ANSWERS

1. Ans: b
2. Ans: c
3. Ans: a
4. Ans: d
5. Ans: x
6. Ans : (a)
7. Ans : (d)
8. Ans : (b)
9. Ans : (b)
10. Ans : (c)
11. Ans : (✓)
12. Ans : (x)
13. Ans : (x)
14. Ans : (✓)
15. Ans : (✓)

## Lesson - 37

### When I rise

#### Fill in the blanks with the correct word

(सही शब्द से रिक्त स्थानों की पूर्ति करें)

Q.1 When I sleep, I ..... my eyes (open/close)

Q.2 I ..... them, when I rise. (open/close)

Q.3 When I sleep, I ..... my ..... (close, ears/close, eyes)

Q.4 I open them when I ..... (sleep, rise)

Q.5 In the poem 'them' means (eyes/close)

Q.6 'rise' means ..... (to get up/to go to bed)

Q.7 When I ....., I close my eyes. (slip / sleep)

#### Write the missing letter (सही अक्षर भरें)

Q.8 Op.....n

Q.9 .....hen

#### Choose the correct spelling (सही वर्तनी चुनिए)

Q.10 I ..... in the morning (rice/rise)

Q.11 ..... your eyes. (close/klose)

Q.12 ..... your eyes (peon/open)

#### Say yes/no (हाँ या नहीं बताइए)

Q.13 I close my eyes when I rise ( )

Q.14 I open my eyes when I sleep ( )

Q.15 I sleep at night. ( )

## ANSWERS

1. ans: close
2. ans: open
3. ans: close, eyes
4. ans: rise
5. ans: eyes
6. ans: to get up
7. ans: sleep
8. ans: e
9. ans: w
10. ans: rise
11. ans: close
12. ans: open
13. ans: no
14. ans: no
15. ans: yes

## Lesson - 38


### Proud to be an Indian

Choose the correct answer (सही उत्तर चुनिए)

Q.1



Which is Aahil's picture?



Q.2 The other name for Dadaji is .....

(a) Aahil

(b) Papa

(c) Dadu

(d) father

Q.3 'Ku-u-chik-chuk' is the sound of a .....



Q.4 'tak-bak....tak-bak' is the sound made by a .....



Q.5 Which is the sound of a

(a) tak-bak-tak-bak

(b) pee-pee

(c) ku-ku-chuk-chuk

(d) miaw-miaw-mew....





**Fill in the blanks with the correct word from the lesson**

(पाठ से सही शब्द देखकर रिक्त स्थान भरें)

Q.6 Give me your ..... Aahil', said Dadaji (sticker/stick)

Q.7 Bharat mata ki ..... (hai/jai)

Q.8



This is our country's ..... (flag, tag)

Q.9



Jai ..... (Hind/Hindi)

Q.10 This is ..... country's flag. (our/we)

**Who said this? (किसने कहा)**

Q.11 "This is my train, Dadu." ..... (Aahil/Dadaji)

Q.12 "Give me your stick." ..... (Aahil/Dadaji)

Q.13 "Bharat mata ki jai" ..... (Dadaji/Aahil)

Q.14 "pee-pee-pee." ..... (Dadaji/Aahil)

Q.15 "Jai Hind" ..... (Aahil/Dadaji)

## ANSWERS

1. ans: (c)
2. ans: (c)
3. ans: (d)
4. ans: (b)
5. ans: (b)
6. ans: stick
7. ans: jai
8. ans: flag
9. ans: (Hind)
10. ans: our
11. ans: Aahil
12. ans: Dadaji
13. ans: Aahil
14. ans: Aahil
15. ans: Dadaji

## Lesson - 39

### Thank you, Birdie

**Choose the correct answer** (सही उत्तर चुनिए)


Q.1 The ..... slipped into the pond (bird/ant)

Q.2 ..... came to a pond to drink water. (an ant/a bird)

Q.3 ..... saw the ant in the pond (a man/a bird/ an ant)

**Look at the picture & choose the correct option**

(चित्र देखकर सही उत्तर चुनिए)



Q.4 The bird has a ..... in its beak.

(a) pad (b) leaf (c) flower (d) seed

Q.5 The bird ..... the ant in the pond

(a) saw (b) see (c) looked (d) dropped



Q.6 The ant ..... the leaf.

(a) ate (b) saw (c) climbed on (d) said

Q.7 The ant ..... the bird.

(a) called (b) thanked (c) climbed on (d) dropped

**Say true or false** (सही या गलत बताइए)

Q.8 The ant cried for help ( )

Q.9 The ant saw the bird ( )

Q.10 The tree dropped a leaf ( )

Q.11 The bird helped the ant ( )

Q.12 The ant fell into the pond ( )

**Fill in the blanks with the correct word**

(सही शब्द से रिक्त स्थान की पूर्ति करें)


Q.13 The ant climbed onto the leaf and .....


(a) fell down (b) climbed up (c) came out (d) went in


Q.14 The ant ..... into the pond.


(a) slipped (b) slept (c) slip (d) sloped

Q.15 Tick the correct order (सही क्रम पर का निशान लगाइए)

(a) 

(b) 

(c) 

(d) 

## ANSWERS

1. ans: ant
2. ans: a bird
3. ans: b
4. ans: a
5. ans: c
6. ans: b
7. ans: true
8. ans: false
9. ans: false
10. ans: true
11. ans: true
12. ans: (c)
13. ans: (a)
14. ans: (a)

## Lesson - 40

### THE RULE

**Choose the correct answer** (सही उत्तर चुनिए)

Q.1 Who goes to work?

- (a) I      (b) mother      (c) father      (d) brother

Q.2 Who's late for school?

- (a) Dad    (b) I                      (c) Mum      (d) sis

Q.3 What's the rule?

- (a) We must not be late  
(b) We must go to work  
(c) We must go to school  
(d) We must be on time

Q.4 We must be ..... time

- (a) on      (b) in      (c) of      (d) at

Q.5 I am late ..... school.

- (a) to      (b) for      (c) in      (d) on

Q.6 Dad's means .....

- (a) Daddy has      (b) Daddy was  
(c) Daddy is      (d) Daddy goes

**Tick ✓ the word that matches the pictures**

(चित्रों से जुड़े शब्द पर ✓ का निशान लगाइए)

Q.7



Daddy is late for .....  
(market/home/work)

Q.8



I am late for .....  
(home/school/games)

Q.9



This is my .....  
(book/home/school)

Q.10 Because ..... is the rule. (this/that/these)

**Choose the correct spelling** (सही वर्तनी चुनिए)

Q.11 (a) skool (b) skul (c) schol (d) school

Q.12 (a) relu (b) rule (c) ruel (d) roul

**Fill in the blanks** (रिक्त स्थानों की पूर्ति करें)

Q.13 I ..... late for school

(a) am (b) is (c) has (d) do

Q.14 That's means .....

- (a) that's      (b) these is      (c) that is      (d) this is

Q.15 Daddy goes to .....

- (a) business      (b) work      (c) garden      (d) market      ans: b

## ANSWERS

1.    ans: c
2.    ans: b
3.    ans: d
4.    ans: a
5.    ans: b
6.    ans: c
7.    ans: work
8.    ans: school
9.    ans: school
10.   ans: that
11.   ans: d
12.   ans: b
13.   ans: a
14.   ans: c



## Lesson - 41

### Everyone is Special

**Read the lesson carefully and answer the given questions. Choose the correct option.**

(पाठ को ध्यान से पढ़कर प्रश्नों का उत्तर दें, सही उत्तर चुनें)

Q.1 Which two birds are there in the lesson?



(a)



(b)



(c)



(d)

Q.2 The peacock.....

- (a) is black in colour
- (b) has beautiful feathers
- (c) has four legs
- (d) can fly high

Q.3 The cow can fly .....

- (a) high
- (b) fast
- (c) low
- (d) slowly

Q.4 The crow likes .....

- (a) The peacock's legs
- (b) The peacock's words
- (c) The sky and the sun
- (d) The peacock's feathers

Q.5 The peacock cannot.....

- (a) dance
- (b) fly high
- (c) make sound
- (d) look beautiful

Q.6 God has made everyone.....

- (a) beautiful
- (b) ugly
- (c) sad
- (d) look beautiful

Q.7 Who wants to fly? (the crow/the peacock)

Q.8 The peacock has .....(black feathers/beautiful feathers)

Q.9 Yes, really!

The word 'really' means ..... (actually, so)

Q.10 The peacock can't ..... (eat, fly)

Q.11 "Yes, really! Even I like the" ..... (crow/peacock)

Q.12 "See, how beautiful are my feathers" (bird/peacock)

Q.13 "See, how high I can fly! (crow/man)

Q.14 "Even I would like to fly" (girl/peacock/crow)

Q.15..... has made everyone special. (peacock/crow/God)

## ANSWERS

1. ans: c
2. ans: b
3. ans: a
4. ans: d
5. ans: b
6. ans: d
7. ans: the peacock
8. ans: beautiful feathers
9. ans: actually
10. ans: fly
11. ans: crow
12. ans: peacock
13. ans: crow
14. ans: peacock
15. ans: God

## Lesson - 42

### How About You?

**Tick ✓ the right answer** (सही उत्तर पर ✓ का निशान लगाए)

Q.1 A bird can ..... (swim/fly)

Q.2 I can ..... (fly/jump)

Q.3 I can ..... (fly/sing)

Q.4 An elephant can ..... (speak / walk)

Q.5 My mother can ..... (cook food / make me fly)

**Tick ✓ what you cannot do.**

(जो आप नहीं कर सकते उस पर ✓ का निशान लगाए)

(बच्चे अपने योग्यता के अनुसार उत्तर देंगे)

Q.6 (a) jump (b) sing (c) eat (d) swim

Q.7 (a) fly (b) dance (c) cook (d) make a chair

Q.8 (a) fly a kite (b) make a cake  
(c) ride a horse (d) drive a scooter

**Tick ✓ the add man out.** (असंगत चित्र पर ✓ का निशान लगाए)

Q.9



(a)



(b)



(c)



(d)

Q.10



(a)



(b)



(c)



(d)

Q.11 (a) Run (b) Talk (c) sing (d) hot

Q.12 (a) I (b) you (c) pink (d) she

**Fill in the blanks** (रिक्त स्थानों की पूर्ति करें)

Q.13 ..... about you? (which/how)

Q.14 I can .....(आप जो कर सकते हैं, वह लिखिए)

Q.15 I cannot ..... (आप जो कर सकते हैं, वह लिखिए)

## ANSWERS

1. ans: fly

2. ans: jump

3. ans: sing

4. ans: walk

5. ans: cook food

6. ans:

7. ans:

8. ans:

9. ans: c

10. ans: b

11. ans: d

12. ans: c

13. ans: How

Lesson - 43

Head, Shoulders

Look at the picture & Choose the correct answers

(चित्र देखकर सही उत्तर चुनिए)

Q.1



This is our .....

- (a) leg      (b) toe
- (c) back     (d) knee

Q.2



These our .....

- (a) eye      (b) eyes
- (c) nose     (d) noses

Q.3



These are our .....

- (a) foot      (b) toes
- (c) feet      (d) fingers

Q.4



The teeth are in the .....

- (a) mouth     (b) lips
- (c) nose      (d) head

Q.5



These are the .....

- (a) shirts     (b) heads
- (c) shoulders (d) hands

**Tick the odd one out.**

(शरीर में इनकी संख्या के अनुसार असंगत पर ✓ का निशान लगाए)

Q.6 knees (2) Ears (2) nose (2) head (1)

Q.7 mouth (1) ear (1) nose (1) eyes (2)

Q.8 toe (1) legs (2) mouth (1) eyes (2)

Q.9 hands (2) shoulders (1) head (1) ears (2)

**Complete the sentence according** (सही विकल्प पर ✓ का निशान लगाए)

Q.10 Ears & eyes and..... and.....

Q.11 knees and legs ..... and .....

Q.12 The poem is about .....

(parts of the head/parts of the body)

Q.13 Which of these is one in your body? (mouth/eyes)

Q.14 Which of these are in pairs?(ears/head)

Q.15 Which of these is below the head? (mouth/shoulders)

## ANSWERS

1. ans: d
2. ans: b
3. ans: b
4. ans: a
5. ans: c
6. ans: nose (2)
7. ans: ear (1)
8. ans: toe (1)
9. ans: shoulders (1)
10. ans: mouth, nose
11. ans: knees, toes
12. ans: parts of the body
13. ans: mouth
14. ans: ears
15. ans: shoulders



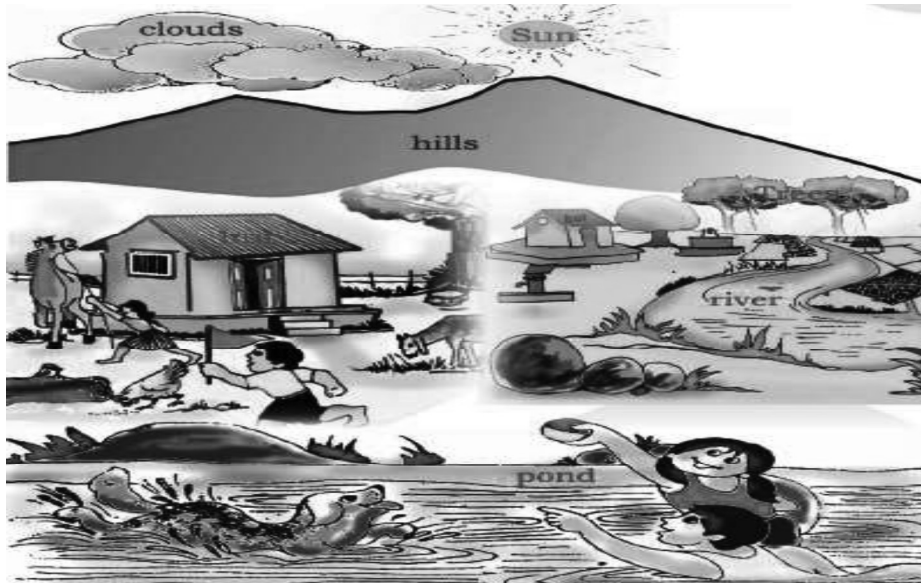
## Lesson - 44

### Our Nature

Look at the picture carefully and fill in the blanks.

Tick the right option. (चित्र को ध्यान से देखकर रिक्त स्थानों की पूर्ति करें)

Q.1 How many houses are there in the picture



(one/two/three)

Q.2 The dog is in the ..... (ground/pond)

Q.3 There is a ball in the girl's pond. (true/false)

Q.4 There is a ..... in the picture. (cow/horse)

Q.5 The boy has a ..... (flag/kite)

Q.6 The ..... is eating grass. (cow/goat)

Q.7 There are ..... trees (three/two)

Q.8 There is a ..... in the picture (duck/hen)

Q.9 A boy, a girl and a ..... are playing in the pond. (cat/dog)

Q.10 The ..... is flowing. (road, river)

Q.11 The ..... is running. (girl/boy)

Q.12 The girl is pulling the ..... (horse/cow/goat)

Q.13 The ..... is up in the sky. (moon/sun/stars)

Q.14 There are ..... in the sky. (birds/clouds/kites)

Q.15 There is a ..... near the house.(letter box/flower/tube well)

## **ANSWERS**

1. ans: two

2. ans: pond

3. ans: true

4. ans: horse

5. ans: flag

6. ans: goat

7. ans: two

8. ans: hen

9. ans: dog

10. ans: river

11. ans: boy

12. ans: horse

13. ans: sun

14. ans: clouds

15. ans: tube well

Lesson - 45

Earthworm or ???

Look at the picture & answer the questions.

Tick the correct response.

(चित्र देखकर प्रश्नों का उत्तर दें, सही उत्तर पर ✓ लगाइए)

Q.1



There are ..... chicks in the picture

- (a) two                      (b) three  
(c) four                      (d) five

Q.2



The chicks ..... the earthworm

- (a) took                      (b) ate  
(c) saw                      (d) had

Q.3



Mother hen and the chicks go to the .....

- (a) earthworms                      (b) gloves  
(c) socks                      (d) ants

Q.4



The two big things were .....

- (a) village                      (b) houses  
(c) sticks                      (d) socks

**Say true or false** (सही या गलत बताइए)

Q.5 The chicks did not eat earthworms. ( )

Q.6 The small chick saw two big earthworms. ( )

Q.7 The chicks ran to eat the big earthworms. ( )

Q.8 The big earthworms were a pair of shoes. ( )

Q.9 Showed earthworm. (hen/chicks)

Q.10 Ate earthworm. (hen/chicks)

Q.11 Saw two big earthworms. (mother hen/small chick/all chicks)

Q.12 Ran after the big earthworm. (one chick/all chicks)

Q.13 What was it that it looked like earthworms? (rope/crab/socks)

Q.14 Where did they all go? (river/pond/hill)

Q.15 What happened in the end?

(They ate the earthworm/they found a pair of socks)

## ANSWERS

1. ans: d
2. ans: b
3. ans: c
4. ans: d
5. ans: false
6. ans: true
7. ans: true
8. ans: false
9. ans: hen
10. ans: chicks
11. ans: small chick
12. ans: all chicks
13. ans: socks
14. ans: river
15. ans: they found a pair of socks

**Lesson – 46**

**(worksheet 11)**

**Look at the picture and choose the correct answer.**

(चित्र देखकर सही उत्तर चुनिए)

Q.1



This is (an ant/ a fly)

Q.2



This is the .....  
(sun/moon)

Q.3



This is a.....  
(jug/jar)

Q.4



This is a .....  
(tab/pot)

Q.5



This is a .....  
(at/saw)

**Look at the picture and mark the first letter of the name**

Q.6



(a) M (b) L (c) K (d) O

Q.7



(a) B (b) G (c) J (d) S

Q.8



(a) W (b) X (c) Y (d) Z

Q.9



(a) A (b) B (c) D (d) E

Q.10



(a) S (b) T (c) A (d) W

**Complete the spellings** (वर्तनी पूरी करें)

Q.11

H	E	
---	---	--

Q.12

Z		P
---	--	---

Q.13

	W	
--	---	--

Q.14

B		S
---	--	---

Q.15

F		N
---	--	---

## ANSWERS

1. ans: an ant
2. ans: sun
3. ans: jar
4. ans: pot
5. ans: saw
6. ans: c
7. ans: b
8. ans: c
9. ans: d
10. ans: c
11. ans : HEN
12. ans: ZIP
13. ans: OWL
14. ans: BUS
15. ans: FAN



## Lesson - 47 & 48

### Look at the picture and fill in the blanks

(चित्र देखकर रिक्त स्थानों की पूर्ति करें)

Q.1



The cat is ..... the table.

Q.2



The cat is ..... the table.

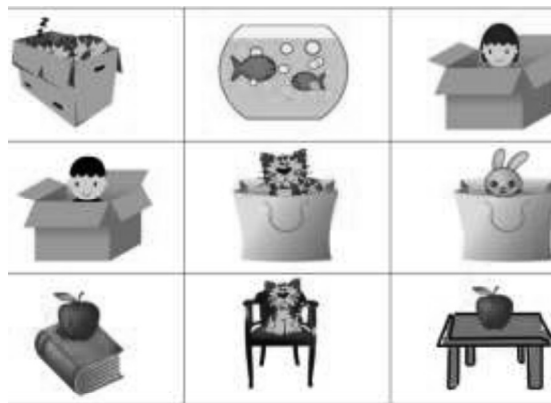
Q.3



The cat is ..... the box.

### Look at the picture and fill in the blanks

(चित्र देखकर रिक्त स्थानों की पूर्ति करें)



Q.4 The fish are ..... the jar. (on, in)

Q.5 The cat in is ..... the chair. (on, under)

Q.6 The ..... is in the bag. (dog/rabbit)

Q.7 The ..... is on the book. (apple/table)

Q.8



There are .....  
(bread/bricks/biscuit)

Q.9



This is a .....  
(shirt/pant/frock)

Q.10



This is a ..... (plate/tray/brick)

Q.11



These are .....  
(vegetables/books/fruits)

Q.12



This is a .....  
(crab/fish/crow)

Q.13



This is .....  
(frock/fish/frog)

Q.14



This is a .....  
(head/crown/god)

Q.15



This is .....  
(a tree/trees)

## ANSWERS

1. ans: on
2. ans: under
3. ans: in
4. ans: in
5. ans: on
6. ans: rabbit
7. ans: apple
8. ans: bricks
9. ans: frock
10. ans: tray
11. ans: fruits
12. ans: crab
13. ans: frog
14. ans: crown
15. ans: a tree

## Lesson - 49

### Let's Learn New Words

Look at the picture and name them

(चित्र देखकर नाम पहचानें)

Q.1



- (a) blade (b) glue  
(c) globe (d) blanket

Q.2



- (a) clan (b) clock  
(c) glue (d) plough

Q.3



- (a) plate (b) cup  
(c) glass (d) clock

Q.4



- (a) cloud (b) clock  
(c) glue (d) blade

Q.5



- (a) plate (b) plough  
(c) blade (d) glass

Q.6



- (a) plough (b) plants  
(c) cloud (d) class

Q.7



- (a) cloud (b) blade  
(c) blanket (d) globe

**Read & tick the correct response** (पढ़कर सही उत्तर पर लगाइए)

Q.8




This is a .....  
(class/cloud)

Q.9



There are .....  
(plants/clouds)

Q.10



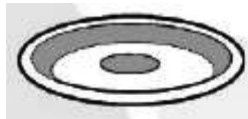
This is a .....  
(class, blackboard)

Q.11



This tube has .....  
(glue/parte/oil)

Q.12



We eat on a .....  
(globe/plate/plants)

Q.13



This is a .....  
(cup/plate/glass)

Q.14



This is a .....  
(pencil/paper/blade)

Q.15



Famers use the .....  
(glue/plough)

## ANSWERS

1. ans: c
2. ans: d
3. ans: a
4. ans: b
5. ans: c
6. ans: b
7. ans: c
8. ans: class
9. ans: clouds
10. ans: blackboard
11. ans: glue
12. ans: plate
13. ans: glass
14. ans: blade
15. ans: plough

Lesson - 50

ABCD

Choose the correct option and fill in the blanks

(सही उत्तर चुनकर रिक्त स्थान की पूर्ति करें)

Q.1 A B C D E..... G.

(a) F (b) G (c) H (d) I

Q.2 Q ..... S T U V

(a) S (b) Q (c) R (d) P

Q.3 U V ..... X Y Z

(a) S (b) V (c) W (d) Z

Q.4 In the ....., come to me.

(a) evening (b) morning (c) day (d) night

Q.5 I'll ..... you A, B, C

(a) learn (b) tell (c) tack (d) give

Q.6 I you ..... know it, Go to bed

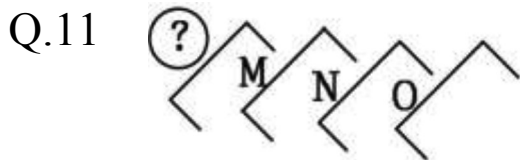
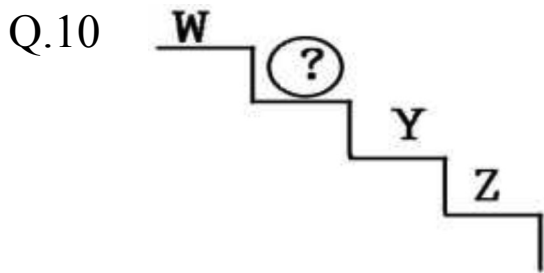
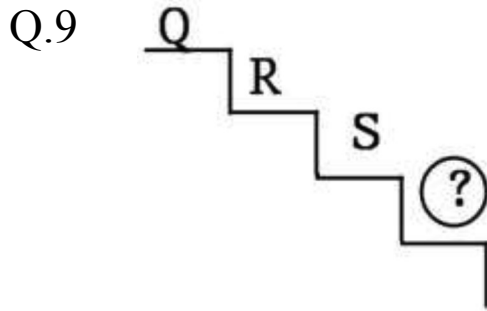
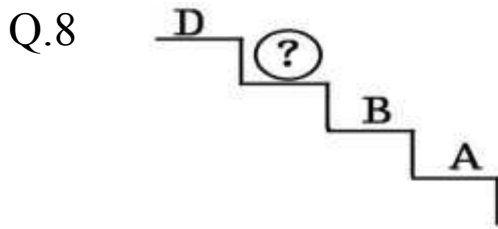
(a) don't (b) do (c) have (d) has

Q.7 H I J ..... L M N O P

(a) J (b) K (c) O (d) G

Complete the ladder filling in the circle

(सीढ़ी में दिए गोले में सही अक्षर भरिए)



**Tick ✓ the correct answer** (सही उत्तर पर लगाइए)

Q.12 What comes between

O & Q ? (M/P)

Q.13 What comes before F ? (G/H)

Q.14 What comes after S ? (R/T)

Q.15 What comes between U & W ? (V/Z)



## ANSWERS

1. ans: a

2. ans: c

3. ans: c

4. ans: b

5. ans: c

6. ans: a

7. ans: b

8. ans: c

9. ans: T

10. ans: X

11. ans: L

12. ans: P

13. ans: E

14. ans: T

15. ans: V

# बढ़ते कदम आकलन से शैक्षिक गुणवत्ता की ओर...

समरूपता, वैधता, विश्वसनीयता

